

DESIGN TEAM

OWNER: THE OLYMPIC CLUB
599 SKYLINE BLVD
SAN FRANCISCO, CA 94132

OWNER'S REPRESENTATIVE: TODD WRIGHT
REAL ESTATE STRATEGIES & SOLUTIONS
2601 CHRISTIE AVENUE, SUITE 600
EMERYVILLE, CA 94608
510.915.4466

ARCHITECT: STEPHEN MACCRACKEN
MACCRACKEN ARCHITECTS
478 NINTH STREET
SAN FRANCISCO, CA 94103
(415) 487-2520
WWW.MACCRACKENS.COM

MECHANICAL ELECTRICAL: ARASH GUTTY
MAZZETTI - GBA
220 MONTGOMERY ST., SUITE 650
SAN FRANCISCO, CA 94104
415-269-1637

STRUCTURAL ENGINEER: NICK BUCCI
TRIPPING STRUCTURAL ENGINEERS
1508 SHATTUCK AVE
BERKELEY, CA 94704
(510) 429-1506
WWW.TRIPPINGSTRUCTURAL.COM

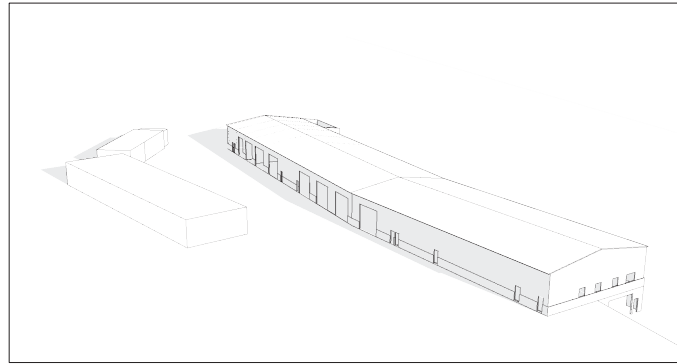
CIVIL: CLIFF BECHTEL & ASSOCIATES
901 WALTERS STREET
BELMONT, CA 94002

STEEL BUILDINGS: NUCOR BUILDING SYSTEMS GROUP
1050 NORTH WATERY LANE
BIRMINGHAM CITY, UT 84202

PLUMBING: TERRY MECHANICAL INC.
8541 C VIA DEL CRO
SAN JOSE, CA 95119

FIRE ALARM: RED HAWK
4284 ENTERPRISE PLACE
FREMONT, CA 94538

THE OLYMPIC CLUB-GOLF MAINTENANCE
AND ADMINISTRATION BUILDING



599 SKYLINE BLVD
SAN FRANCISCO, CA 94132

M A C C R A C K E N A R C H I T E C T S

DRAWING INDEX

GENERAL

A0.0 INDEX SHEET
A0.1 EXISTING SITE PLAN
A0.2 PROPOSED SITE PLAN

CIVIL

C-0.0 CIVIL AND GENERAL NOTES
C-1.0 LAYOUT PLAN
C-1.1 GRADING & DRAINAGE PLAN
C-1.2 GRADING & DRAINAGE PLAN
C-1.3 UTILITY PLAN
C-1.4 UTILITY PLAN
C-2.0 EROSION AND SEDIMENT CONTROL PLAN
C-2.1 EROSION AND SEDIMENT CONTROL PLAN
C-3.0 CIVIL DETAILS
C-3.1 CIVIL DETAILS
C-3.2 CIVIL DETAILS (COUNTY)
C-3.3 CIVIL DETAILS WASH & FUEL AREA
C-4.0 BMP CHECKLIST

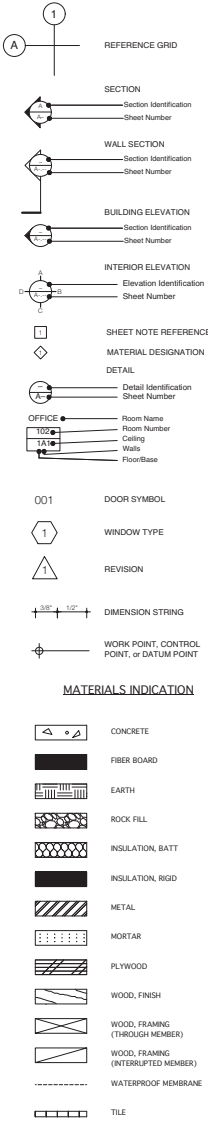
ARCHITECTURAL

A0.3 ADA COMPLIANCE
A0.4 EXISTING SITE IMAGES
A0.5 BATHROOM ADA COMPLIANCE
A0.6 BATHROOM ADA COMPLIANCE
A0.7 BATHROOM ADA COMPLIANCE
A0.8 BATHROOM ADA COMPLIANCE
A.0.9 EXITING & OCCUPANCY PLANS
A.0.10 EXITING & OCCUPANCY PLANS
A0.11 TITLE 24 REPORT
A0.12 TITLE 24 REPORT
A0.13 TITLE 24 REPORT
A1.0 GOLF MAINTENANCE BLDG PLAN
A1.1 CHEMICAL MIX BLDG PLAN
A1.2 GOLF MAINTENANCE BLDG ROOF PLAN
A1.3 BASEMENT AREA - ENLARGED PLAN & RCP
A1.4 ADMIN AREA - ENLARGED PLAN & RCP
A1.5 ADMIN AREA - ENLARGED PLAN & RCP
A1.6 MECHANICS AREA - ENLARGED PLAN
A1.7 MECHANICS AREA - ENLARGED RCP
A2.0 ELEVATIONS
A2.1 ELEVATIONS
A2.2 ELEVATIONS
A2.3 ELEVATIONS
A3.0 SECTIONS
A3.2 WALL SECTION
A4.0 INTERIOR ELEVATIONS
A4.1 INTERIOR ELEVATIONS
A4.2 INTERIOR ELEVATIONS
A4.3 INTERIOR ELEVATIONS
A4.4 INTERIOR ELEVATIONS
A4.5 INTERIOR ELEVATIONS
A4.6 INTERIOR ELEVATIONS
A4.7 INTERIOR ELEVATIONS
A4.8 INTERIOR ELEVATIONS
A4.9 INTERIOR ELEVATIONS
A4.10 INTERIOR ELEVATIONS
A4.11 INTERIOR ELEVATIONS
A4.12 INTERIOR ELEVATIONS
A4.13 INTERIOR ELEVATIONS
A4.14 INTERIOR ELEVATIONS
A4.15 INTERIOR ELEVATIONS
A5.0 DETAILS
A5.1 CEILING DETAILS
A5.2 DOOR & GLAZING DETAILS
A6.0 DOOR & WINDOW SCHEDULE
A6.1 DOOR & WINDOW SCHEDULE
A6.2 FINISH SCHEDULE
A7.0 CASEWORK
A7.1 CASEWORK DETAILS
A8.0 STAIR PLAN & SECTIONS

ABBREVIATIONS

⊥	Perpendicular	INTM.	Intermediate
permy	permy	I.D.	Inside Diameter
Chernal	Chernal	INSUL.	Insulation
Flwy / prop. line	Flwy / prop. line	INT.	Interior
Ant	Ant	JT.	Joint
L	Angle	At	At
⊖	Centerline	LAM.	Laminate
⊙	Diameter or Round	LAV.	Lavatory
LF	Foot or Number	LT.	Light
(E)	Existing	M.B.	Machine Bolt
ABV.	Above	MAX.	Maximum
A.F.F.	Above Finish Floor	MECH.	Mechanical
A/C	Air Conditioning	MEMB.	Membrane
ADD.	Addendum	MET.	Metal
ALT.	Alternate	MFR.	Manufacturer
A.B.	Anchor Bolt	MR.	Minimum
ACOUS.	Acoustical	MISC.	Miscellaneous
ADJ.	Adjacent/Adjacent	MTD.	Moulded
APPROX.	Approximate	N.	North
ARCH.	Architectural	N.I.C.	Not in Contact
BSMT.	Basement	NO. or #	Number
BET.	Between	NOM.	Nominal
BD.	Board	N.T.S.	Not To Scale
BLDG.	Blumious	O.A.	Overall
BLK.	Block	O.C.	On Center
BLDG.	Building	O.D.	Outside Diameter
BM.	Beam	OPNG.	Opening
		OPP.	Opposite
CAB.	Cabinet	FL.	Flat
CLG.	Ceiling	F. LAM.	Plastic Laminate
CLMG.	Ceiling	FLAS.	Plaster
CLR.	Clear	PLSR.	Plaster
COL.	Column	PLYWD.	Plywood
COND.	Concrete	FR.	Frame
CONN.	Connection	PT.	Point
CONSTR.	Construction	Q.T.	Quarry Tile
CONT.	Continuous	R.D.	Roof Drain
CTSK.	Counter/sink	REFR.	Refrigerator
CNTR.	Counter	REGTR.	Register
CTR.	Center	RESTD.	Restroom
DBL.	Double	REQ.	Required
DEPT.	Department	RESL.	Resilient
DET.	Detail	RFL.	Room
DIAM.	Diameter	R.O.	Rough Opening
DN.	Down	RWD.	Reinwood
DR.	Door	R.W.L.	Rain Water Leader
DWR.	Draener	S.	South
DS.	Downspout	S.C.	Solid Core
DWG.	Drawing	SH.	Sheet
E.	East	S&M.	Sealer
EA.	Each	SPEC.	Specification
EL.	Elevation	SQ.	Square
ELEC.	Electrical	S.S.T.	Stainless Steel
ENCL.	Enclosure	STD.	Standard
E.P.	Electrical Panel	STL.	Steel
EQ.	Equal	STOR.	Storage
ENST.	Existing	STR.	Structural
EXT.	Exterior	SYM.	Symmetrical
EXH.	Exhaust	SHTH.	Shaathing
		SSD.	See Struct. Drawgs
F.B.	Flat Bar	T.C.	Top of Curb
FDN.	Foundation	TEL.	Telephone
F.E.	Fire Extingisher	T&G.	Tongue & Groove
FN.	Finish	THK.	Thick
FL.	Floor	T.V.	Television
FLASHNG.	Flashing	T.W.	Top of Wall
FLUOR.	Fluorescent	TYP.	Typical
F.O.C.	Face of Concrete	T.S.	Top of Slab
F.O.F.	Face of Finish	UNF.	Unfinished
F.O.S.	Face of Studs	U.O.N.	Unless Otherwise Noted
FT.	Full Size	VERT.	Vertical
FT.	Foot or Feet	VEST.	Vestibule
F.TG.	Footing	V.G.	Vertical Grain
FURR.	Furring	W.	West
G.C.	General Contractor	W.	West
GA.	Gauge	W.	West
GALV.	Galvanized	W.C.	Walker Closet
GL.	Glass	WO.	Wood
GND.	Ground	W/O.	Without
GR.	Grade	W.P.	Waterproof
GYP.	Gypsum		
H.B.	Hose Bibb		
H.C.	Hollow Core		
HWD.	Hardwood		
HORIZ.	Horizontal		
HR.	Hour		
HGT.	Height		

SYMBOLS



GENERAL NOTES

- GENERAL CONTRACTOR AND ALL SUBCONTRACTORS SHALL VISIT THE SITE AND SHALL VERIFY ALL DIMENSIONS AND CONDITIONS PRIOR TO STARTING WORK. NOTIFY ARCHITECT AT ONCE OF ANY DISCREPANCIES BETWEEN THE DRAWINGS AND ACTUAL CONDITIONS.
- ALL DIMENSIONS SHALL HAVE PRECEDENCE OVER SCALE. ALL DIMENSIONS ARE TO GRID LINE, OR TO FACE OF FRAMING UNLESS OTHERWISE NOTED. DO NOT SCALE DRAWINGS.
- ARCHITECTURAL DIMENSIONS TAKE PRECEDENCE. CONTRACTOR TO NOTIFY ARCHITECT WHEN DISCREPANCIES BETWEEN THE DRAWINGS ARE FOUND, PRIOR TO STARTING WORK.
- ALL WORK TO BE PERFORMED IN COMPLETE ACCORDANCE TO STATE AND LOCAL CODES AND REGULATIONS. CONTRACTOR SHALL PAY FOR ALL PERMITS NECESSARY FOR COMPLETION OF WORK AND SHALL NOTIFY ALL AUTHORITIES IN ADVANCE OF ALL CONSTRUCTION PROCESSES INVOLVING UTILITY SHUTDOWNS OR WORK AT PUBLIC STREETS AND SIDEWALKS.
- THE CONTRACTOR SHALL BE RESPONSIBLE FOR PROTECTION OF PUBLIC SAFETY AT ALL TIMES AND SHALL BE SOLELY RESPONSIBLE FOR PROTECTION AGAINST VANDALISM AND THEFT DURING CONSTRUCTION.
- SOON SUB CONTRACTOR IS CONSIDERED A SPECIALIST IN HIS RESPECTIVE FIELD AND SHALL, PRIOR TO THE SUBMISSION OF BID OR PERFORMANCE OF WORK, NOTIFY THE CONTRACTOR OF ANY WORK CALLED OUT IN THE DRAWINGS OR SPECIFICATIONS THAT CANNOT BE FULLY GUARANTEED OR CONSTRUCTED ACCORDING TO THE ARCHITECT'S DESIGN INTENT.
- CONTRACTOR SHALL COORDINATE WITH OTHER CONTRACTORS FOR TIMELY STORAGE AND INSTALLATION OF THEIR PRODUCT.
- CONTRACTOR SHALL PROVIDE ALL NECESSARY BLOCKING, BACKING, FRAMING, HANGERS OR OTHER SUPPORT FOR ALL FIXTURES, EQUIPMENT, CABINETS, FURNISHINGS, AND ALL OTHER ITEMS REQUIRING SAME.
- CONTRACTOR SHALL BE RESPONSIBLE FOR CORRECTION OF WORK AT HIS OWN EXPENSE FOR WORK INSTALLED IN CONFLICT WITH THE CONTRACT DOCUMENTS.
- ALL CONSTRUCTION SHALL COMPLY WITH THE 2016 CBC, CMC, OPC, CFC AND 2013 CED, AS AMENDED BY LOCAL JURISDICTION REQUIREMENTS.
- FIREBLOCKING IS REQUIRED IN THE FOLLOWING LOCATIONS (12 - 17):
- IN CONCEALED SPACES OF STUD WALLS AND PARTITIONS, INCLUDING FURRED SPACES, @ 10 FT.
- IN CONCEALED SPACES OF STUD WALLS & PARTITIONS, INCLUDING FURRED SPACES @ 10 FT.
- INTERVALS ALONG THE LENGTH OF THE WALL.
- @ ALL INTERCONNECTIONS BETWEEN CONCEALED VERT. & HORIZ. SPACES SUCH AS OCCUR @ SOFFITS, DROP CEILING & COVER CEILING.
- IN CONCEALED SPACES BETWEEN STUDS STRIPES @ THE TOP & BOTTOM OF THE RUN & BETWEEN STUDS ALONG & IN LINE WITH THE RUN OF THE STAIRS IF UNDER THE STAIRS IS UNFINISHED.
- IN OPENINGS AROUND VENTS, PIPES, DUCTS, CHIMNEYS, FIREPLACES AND SIMILAR OPENINGS WHICH AFFORD A PASSAGE FOR FIRE @ CEILING & F.L. LEVELS, W/ NONCOMBUSTIBLE MATERIALS.
- OPENINGS BETWEEN ATTIC SPACES & CHIMNEY CHASES FOR FACTORY BUILT CHIMNEYS.
- IN OPENINGS AROUND VENTS, PIPES, DUCTS, CHIMNEYS, FIREPLACES AND SIMILAR OPENINGS WHICH AFFORD A PASSAGE FOR FIRE @ CEILING & F.L. LEVELS, W/ NONCOMBUSTIBLE MATERIALS.
- OPENINGS BETWEEN ATTIC SPACES & CHIMNEY CHASES FOR FACTORY BUILT CHIMNEYS.
- INTERIOR WALL OR CEILING FINISHES OTHER THAN TEXTILES, SHALL BE PERMITTED TO BE TESTED IN ACCORDANCE WITH NFPA 286. FINISHES TESTED IN ACCORDANCE WITH NFPA 286 SHALL COMPLY WITH CBC SECTION 903.3.1.
- TEXTILE WALL AND CEILING COVERINGS SHALL HAVE A CLASS A FLAME SPREAD INDEX IN ACCORDANCE WITH ASTM E 84 AND BE PROTECTED BY AN AUTOMATIC SPRINKLER SYSTEM IN ACCORDANCE WITH CBC SECTION 903.3.1.1 OR 903.3.1.2.

CODE DATA

- CODES ENFORCED:
 - A. The 2016 Edition of the California Building Code (CBC), Part 2 of Title 24 CCR
 - B. The 2016 Edition of the California Electrical Code (CEC), Part 4 of Title 24 CCR
 - C. The 2016 Edition of the California Mechanical Code (CMC), Part 4 of Title 24 CCR
 - D. The 2016 Edition of the California Plumbing Code (CPC), Part 5 of Title 24 CCR
 - E. The 2016 Edition of the California Energy Code, Part 6 of Title 24 CCR
 - F. The 2016 Edition of the California Fire Code (CFC), Part 9 of Title 24 CCR

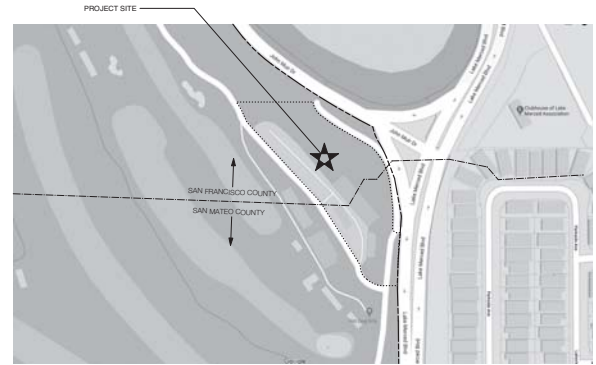
DEFERRED SUBMITTALS

- SPRINKLER SUBMITTAL

CODE ITEM	DESIGNATION	REFERENCE	PROPOSED
BUILDING TYPE	I-B	CBC 602.5	N/A
OCCUPANCY	B & S - 1	CBC 304 & CBC 311	N/A
PRIMARY STRUCT. FRAME	NON - RATED	CBC TABLE 601	N/A
EXTERIOR BEARING WALLS	NON - RATED	CBC TABLE 601	N/A
INTERIOR BEARING WALLS	NON - RATED	CBC TABLE 601	N/A
FLOOR CONSTRUCTION	NON - RATED	CBC TABLE 601	N/A
ROOF CONSTRUCTION	NON - RATED	CBC TABLE 601	N/A
EXTERIOR NON-BEARING WALLS	NON - RATED DUE TO > 30' FROM PROP. LINE	CBC TABLE 601	N/A
SEPARATIONS	B & S - 1 = NONE	CBC TABLE 508.4	
MAX HEIGHT	B=60' S=1=60'	CBC 504.3	34'8"
MAX AREA (PER FLR)	B=27,000 S=1=27000	CBC 506.2	23,830 FIRST FLR 6,497
MAX STORIES	B=3 S=1=2	CBC 504.4	2



1 VICINITY MAP



2 SITE LOCATION MAP

PROJECT DATA

PROJECT ADDRESS: 599 SKYLINE BLVD
 BLOCK & LOT: 002-015-050
 002-015-050
 PROJECT USE: NEW INDUSTRIAL BUILDING
 CURRENT OCCUPANCY: INDUSTRIAL
 PROPOSED OCCUPANCY: INDUSTRIAL
 BUILDING SQUARE FOOTAGE: 27,387 S.F.
 - MAINTENANCE BUILDING FIRST FLOOR 20,890 S.F.
 - MAINTENANCE BUILDING BASEMENT 6,497 S.F.
 STORIES: 2
 BUILDING TYPE: TYPE V-B FULLY SPRINKLERED
 ZONING: RM-CZ & R-E-S-9

SCOPE OF WORK

- DEMO (E) INDUSTRIAL BUILDINGS
- CONSTRUCT (N) INDUSTRIAL BUILDINGS

4 PROJECT SCOPE

3 PROJECT INFORMATION

SHEET NOTES:



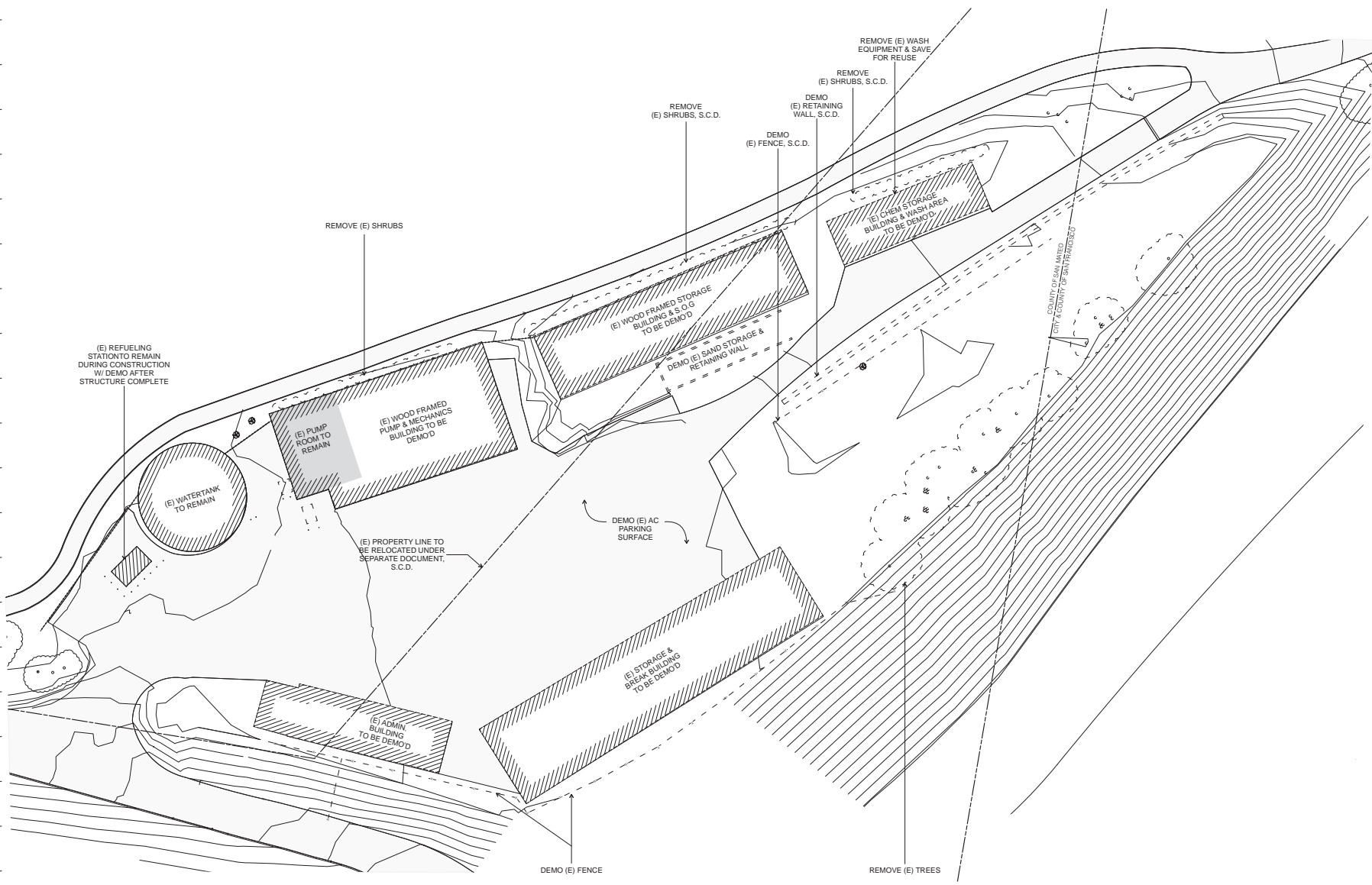
Copyright © 2018, by MacCracken Architects. All rights reserved. All drawings and notes contain copyright notice, constitute original and copyrighted work of the Architect and may not be duplicated, used or disclosed without the written consent of the Architect.

THE OLYMPIC CLUB
 599 SKYLINE BOULEVARD
 SAN FRANCISCO, CA
 9 4 1 3 2

MACCRACKEN
 ARCHITECTS
 479 Ninth Street, 2nd floor
 San Francisco, CA 94103
 t: 415-487-2050
 w: www.macarchs.com

DATE: 07-30-18
 PERMIT SUBMITTAL SET
 SCALE: AS NOTED

INDEX SHEET
A0.0



SHEET NOTES:



Copyright © 2018 by MacCracken Architects. All rights reserved. All drawings and written material are the property of MacCracken Architects and may not be distributed and/or displayed without written consent of MacCracken Architects.

THE OLYMPIC CLUB
599 SKYLINE BOULEVARD
SAN FRANCISCO, CA
9 4 1 3 2

MACCRACKEN
ARCHITECTS
479 Ninth Street, 2nd floor
San Francisco, CA 94103
t: +1 415 487 2050
w: www.macarch.com

DATE: 07/20/18
PERMIT SUBMITTAL SET

SCALE: 1" = 20'



SHEET NOTES:



Copyright © 2018 by MacCracken Architects. All rights reserved. All drawings and written material are the property of MacCracken Architects and may not be duplicated, used or disclosed without written consent of MacCracken Architects.

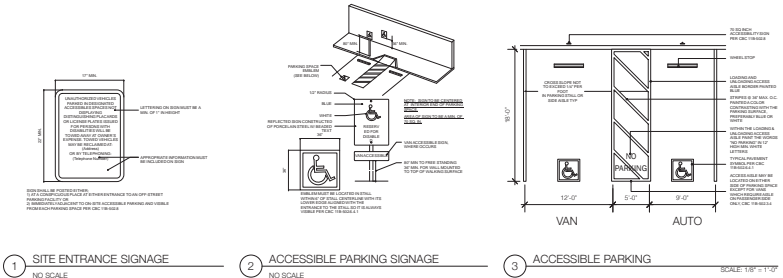
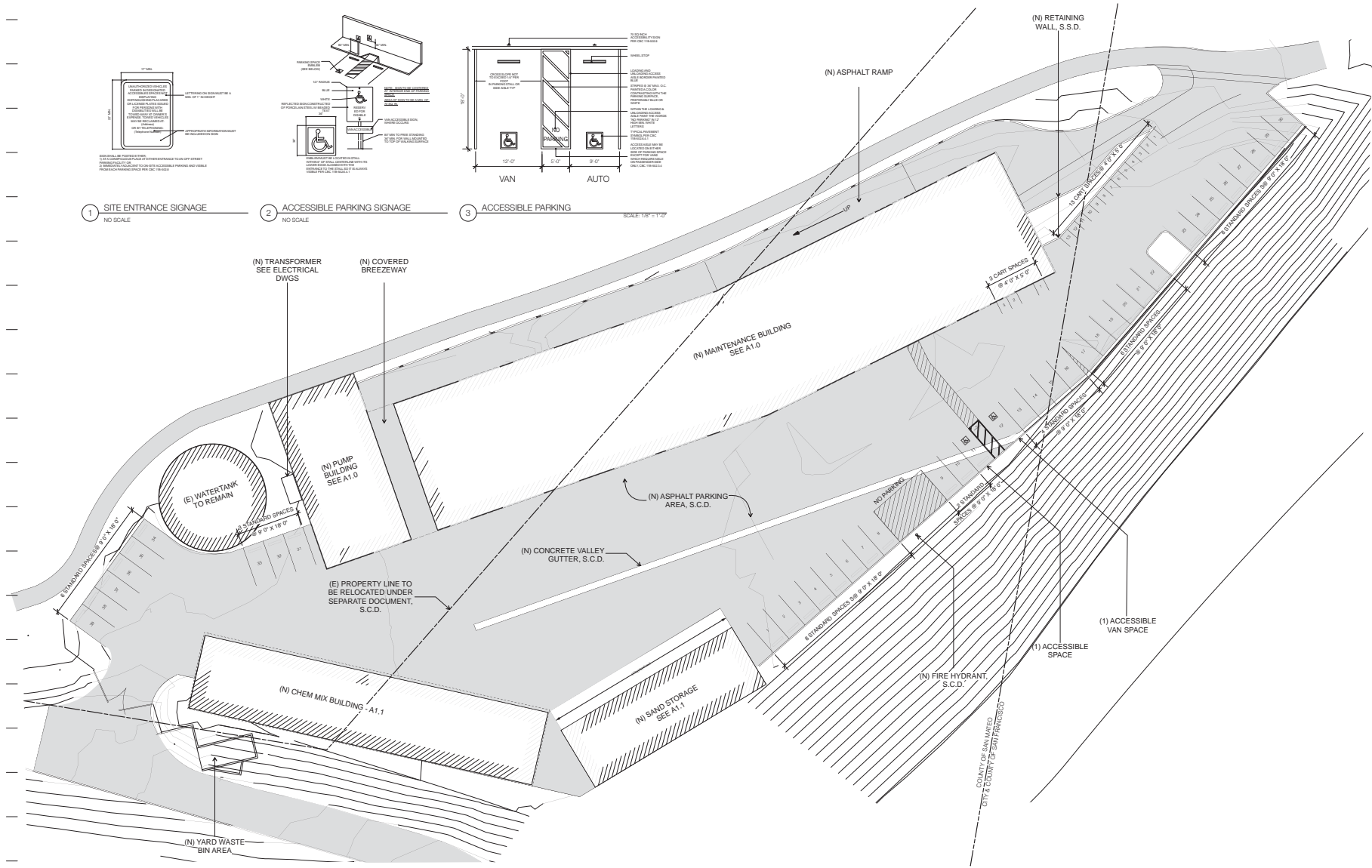
THE OLYMPIC CLUB
599 SKYLINE BOULEVARD
SAN FRANCISCO, CA
9 4 1 3 2

MACCRACKEN
ARCHITECTS
479 Ninth Street, 2nd floor
San Francisco, CA 94103
t +1 415 487 2050
w: www.macarch.com

DATE: 07-20-18
PERMIT SUBMITTAL SET

SCALE: 1" = 20' U.O.N.

SITE PLAN - PROPOSED
A0.2



1 SITE ENTRANCE SIGNAGE NO SCALE
2 ACCESSIBLE PARKING SIGNAGE NO SCALE
3 ACCESSIBLE PARKING SCALE 1/8" = 1'-0"

1 GOLF MAINTENANCE BUILDINGS - PROPOSED SITE PLAN
NOTE: SEE CIVIL DRAWINGS FOR IMPROVEMENT OVERVIEW



SEE SHEET C-0.0 FOR CIVIL NOTES

CLIFFORD BECHTEL AND ASSOCIATES
CLIFFORD BECHTEL, PE
100 WILKINSON STREET
BERKELEY, CA 94704
925-835-0001
925-437-1099 (FAX)



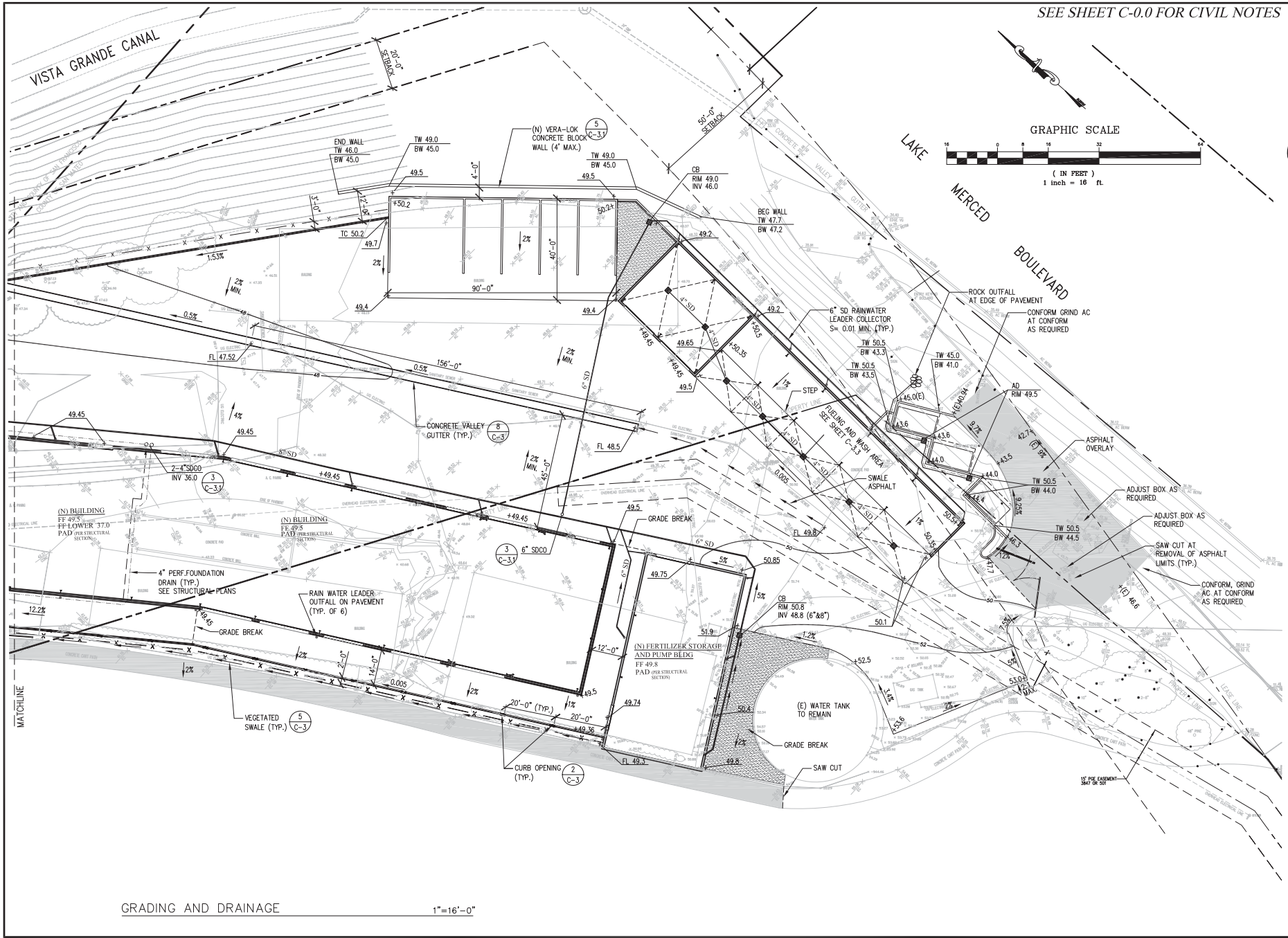
OLYMPIC CLUB-MAINTENANCE YARD IMPROVEMENTS
599 SKYLINE BOULEVARD
SAN MATEO COUNTY
San Francisco California

CONTENTS:
GRADING AND DRAINAGE PLAN

DATE: 07/20/18
SCALE: AS NOTED
REVISIONS:

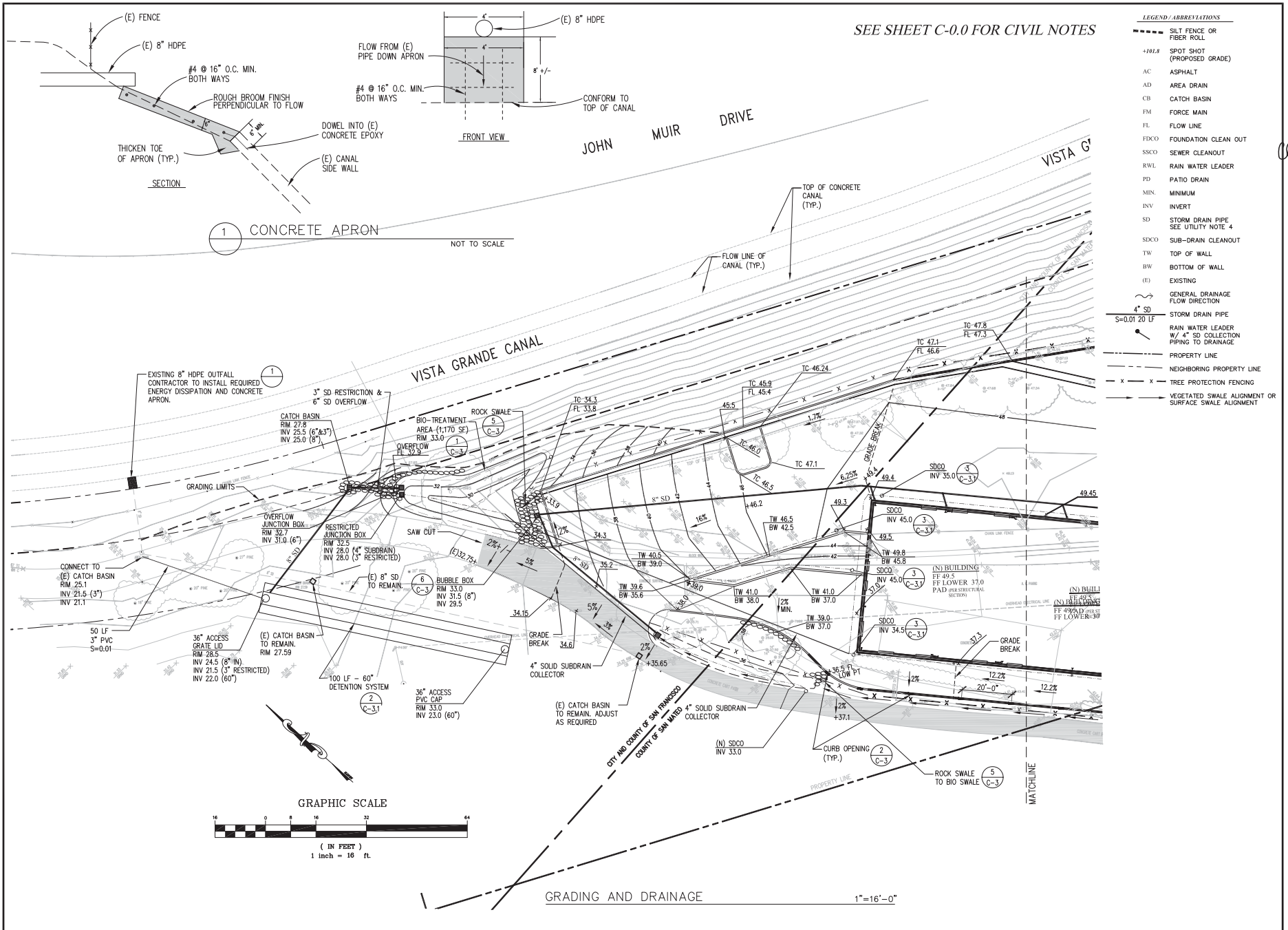
DRAWN: J.G.
CHECKED: C.B.
JOB No.: 2017569

SHEET NO.
C-1.1
OF 13 SHEETS



GRADING AND DRAINAGE

1"=16'-0"



SEE SHEET C-0.0 FOR CIVIL NOTES

- LEGEND / ABBREVIATIONS
- SILT FENCE OR FIBER ROLL
 - +10L SPOT SHOT (PROPOSED GRADE)
 - AC ASPHALT
 - AD AREA DRAIN
 - CB CATCH BASIN
 - FM FORCE MAIN
 - FL FLOW LINE
 - FECO FOUNDATION CLEAN OUT
 - SSCO SEWER CLEANOUT
 - RWL RAIN WATER LEADER
 - PD PATIO DRAIN
 - MIN. MINIMUM
 - INV INVERT
 - SD STORM DRAIN PIPE SEE UTILITY NOTE 4
 - SDCO SUB-DRAIN CLEANOUT
 - TW TOP OF WALL
 - BW BOTTOM OF WALL
 - (E) EXISTING
 - GENERAL DRAINAGE FLOW DIRECTION
 - 4" SD STORM DRAIN PIPE S=0.01 20 LF
 - RWL RAIN WATER LEADER W/ 4" SD COLLECTION PIPING TO DRAINAGE
 - PROPERTY LINE
 - - - NEIGHBORING PROPERTY LINE
 - x x x TREE PROTECTION FENCING
 - VEGETATED SWALE ALIGNMENT OR SURFACE SWALE ALIGNMENT

CLIFFORD BECHTEL AND ASSOCIATES
 CLIFFORD BECHTEL, PE
 20 MILLIKEN STREET
 BERKELEY, CA 94704
 925-841-1000
 925-841-1059 (FAX)

REGISTERED PROFESSIONAL ENGINEER
 CIVIL ENGINEERING
 STATE OF CALIFORNIA
 No. 45867

Olympic Club-Maintenance Yard Improvements
 599 SKYLINE BOULEVARD
 SAN MATEO COUNTY
 California
 San Francisco

CONTENTS:
 GRADING AND DRAINAGE PLAN

DATE 07/20/18
 SCALE AS NOTED
 REVISIONS:

DRAWN J.G.
 CHECKED C.B.
 JOB No. 2017569
 SHEET No.
C-1.2
 OF 13 SHEETS

SEE SHEET C-0.0 FOR CIVIL NOTES
SEE SHEET C-3.2 FOR ALL SEWER DETAILS

CLIFFORD BECHTEL
AND ASSOCIATES
CLIFFORD BECHTEL, PE
800 WASHINGTON STREET
BERKELEY, CA 94702
(916) 531-3100
FAX (916) 531-1000 (FAX)



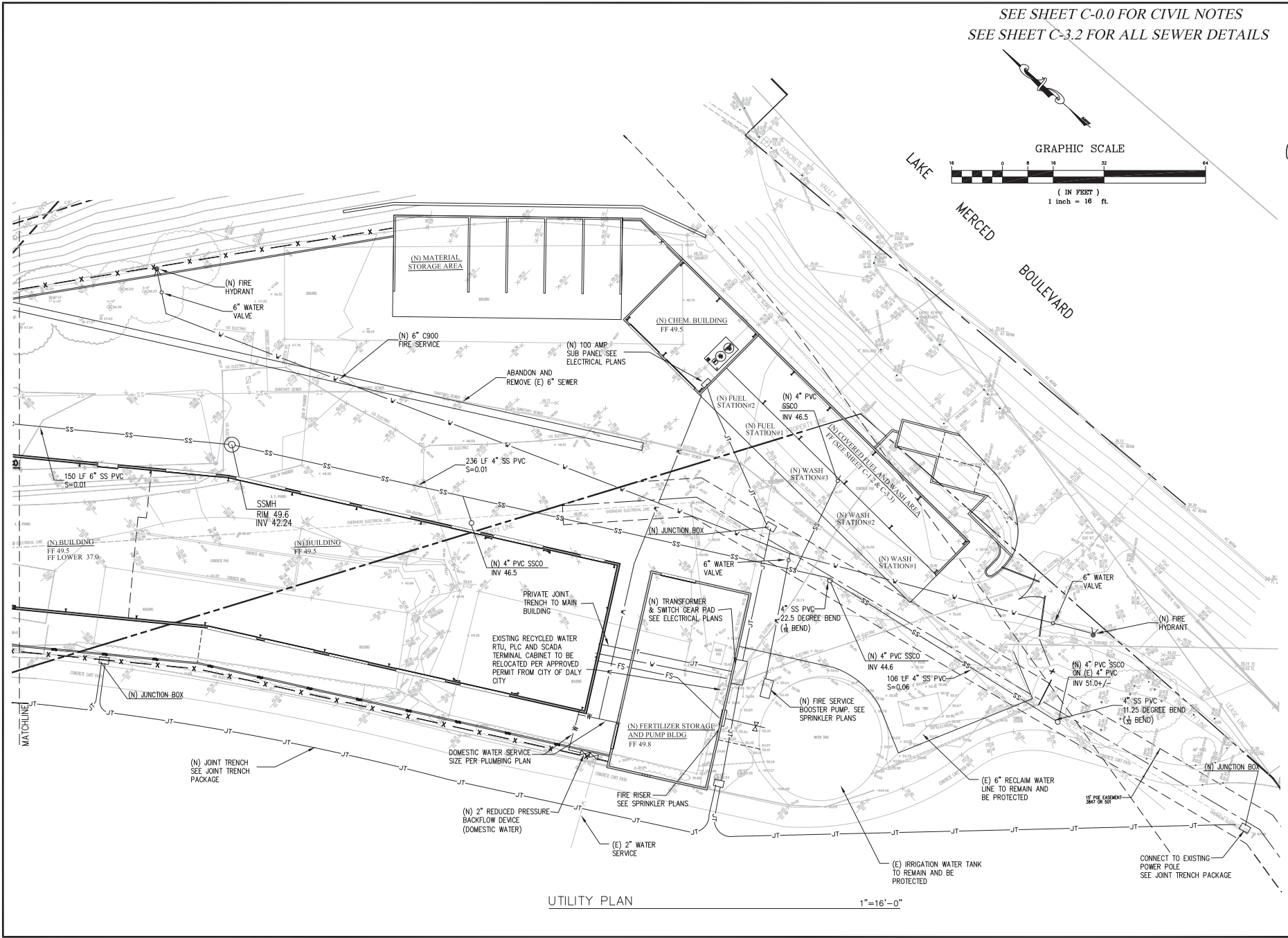
OLYMPIC CLUB-MAINTENANCE YARD IMPROVEMENTS
599 SKYLINE BOULEVARD
SAN FRANCISCO
SAN MATEO COUNTY
California

CONTENTS:
UTILITY PLAN

DATE: 07/20/18
SCALE: AS NOTED
REVISIONS:

DRAWN: J.G.
CHECKED: C.B.
JOB No.: 2017569
SHEET NO.

C-1.3
OF 13 SHEETS



UTILITY PLAN

1"=16'-0"

SEE SHEET C-0.0 FOR CIVIL NOTES
 SEE SHEET C-3.2 FOR ALL SEWER DETAILS

CLIFFORD BECHTEL AND ASSOCIATES
 CLIFFORD BECHTEL, PE
 500 WASHINGTON STREET
 BERKELEY, CA 94702
 925-835-7000
 925-837-1009 (FAX)



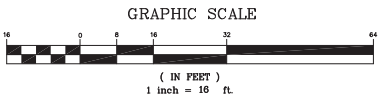
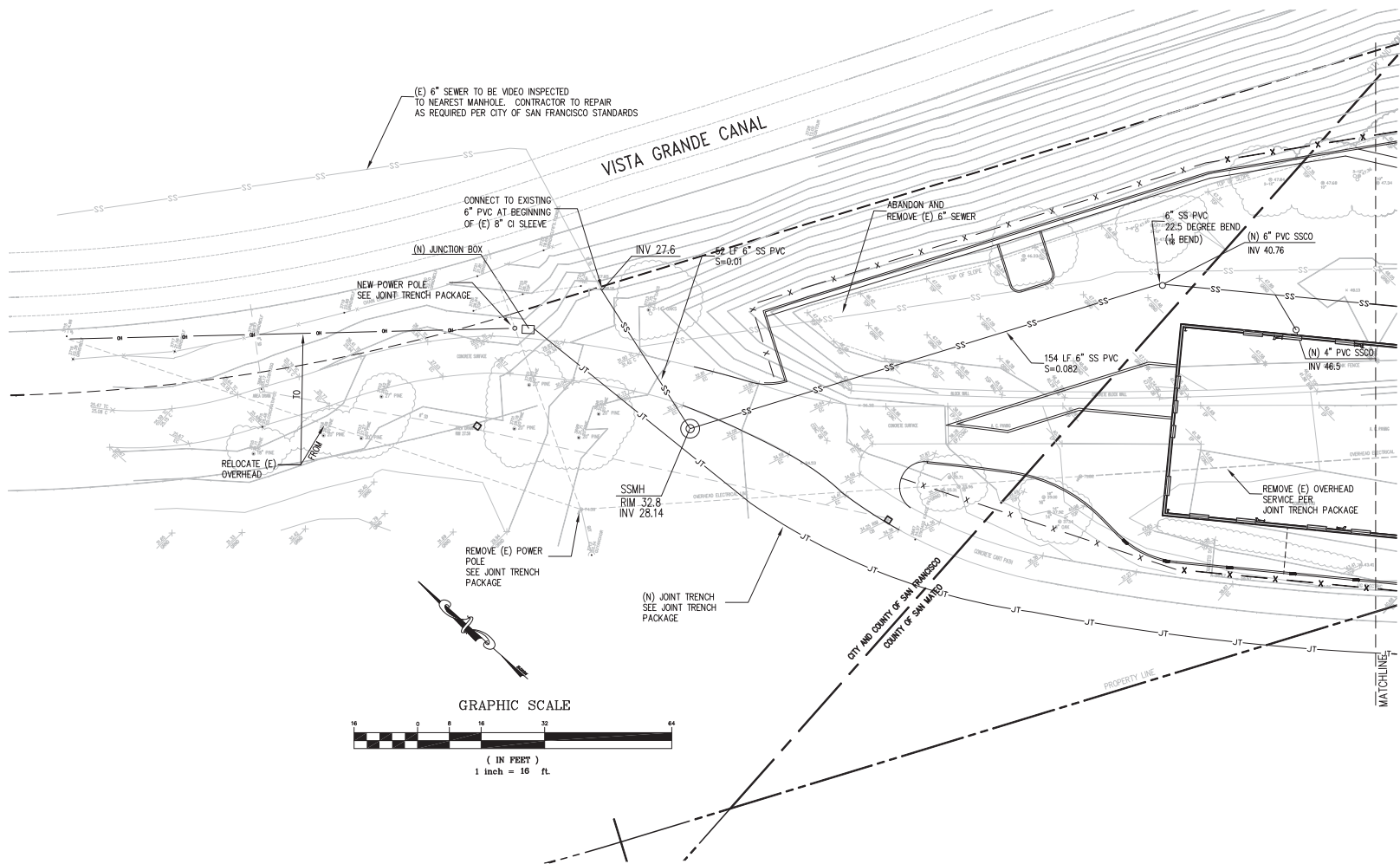
OLYMPIC CLUB-MAINTENANCE YARD IMPROVEMENTS
 599 SKYLINE BOULEVARD
 SAN FRANCISCO, CALIFORNIA
 SAN MATEO COUNTY

CONTENTS:
 UTILITY PLAN

DATE 07/20/18
 SCALE AS NOTED
 REVISIONS:

DRAWN J.G.
 CHECKED C.B.
 JOB No. 2017569
 SHEET NO.

C-1.4
 OF 13 SHEETS



UTILITY PLAN 1"=16'-0"

NOTES:

1. STORM DRAIN POLLUTION PREVENTION: PROTECT DOWN SLOPE DRAINAGE COURSES, STREAMS AND STORM DRAINS WITH ROCK BAGS, HAY BALES, TEMPORARY DRAINAGE SWALES, SILT FENCES, BERMS OR STORM DRAIN INLET FILTERS.
2. A "MUD KNOCK OFF" AREA SHALL BE INSTALLED PRIOR TO THE INCEPTION OF ANY WORK ON-SITE, AND SHALL REMAIN IN PLACE UNTIL THE COMPLETION OF ALL LANDSCAPING. WATER SHALL BE AVAILABLE TO WASH TIRES.
3. SILT FENCE OR STRAW ROLL(S) SHALL BE INSTALLED PRIOR TO THE INCEPTION OF ANY WORK ON-SITE, AND SHALL REMAIN IN PLACE UNTIL THE LANDSCAPING GROUND COVER IS INSTALLED.
4. DRY SWEEPING METHODS SHALL BE USED TO REMOVE ANY DEBRIS AND/OR SOIL TRACKED ON TO ACCESS DRIVEWAY OR LAKE MERCED BLVD. DRY SWEEPING SHALL BE DONE AT THE END OF EACH WORK DAY.
5. THE CONTRACTOR SHALL FOLLOW AND USE BEST MANAGEMENT PRACTICES (BMP) FOR DISCHARGE INTO THE CITY'S STORM WATER SYSTEM DURING SITE STRIPPING, HAULING, EARTH MOVING ACTIVITIES, HEAVY EQUIPMENT OPERATIONS, GENERAL CONSTRUCTION AND SITE SUPERVISION, PAINTING, APPLICATIONS AND USE OF SOLVENTS AND ADHESIVES, LANDSCAPING AND GARDENING.

6. STOCKPILED MATERIAL SHALL BE COVERED WITH VISQUEEN OR A TARPAULIN UNTIL THE MATERIAL IS REMOVED FROM THE SITE. ANY REMAINING BARE SOIL THAT EXISTS AFTER THE STOCKPILE HAS BEEN REMOVED SHALL BE COVERED UNTIL A NATURAL GROUND COVER IS ESTABLISHED OR IT MAY BE SEEDED OR PLANTED TO PROVIDE GROUND COVER PRIOR TO THE FALL RAINY SEASON.
7. ONCE THE PROPOSED ON-SITE DRAINAGE INLETS HAVE BEEN INSTALLED, THE CONTRACTOR SHALL PROTECT ANY BARE SOIL FROM ENTERING THE INLETS BY INSTALLING FILTER FABRIC UNDER THE INLET GRATES. THE FILTER FABRIC SHALL REMAIN UNTIL NATURAL GROUND COVER IS ESTABLISHED.
8. CONTRACTOR SHALL CONTROL DUST AS OFTEN AS REQUIRED.
9. IF EROSION DEVELOPS IN A TEMPORARY EROSION PROTECTED AREA OR ANY ESTABLISHED VEGETATED AREA, THE CONTRACTOR SHALL IMMEDIATELY ALLEVIATE AND REMEDY THE PROBLEM AND TAKE PREVENTATIVE MEASURES TO MINIMIZE THE POSSIBILITY OF ITS REOCCURRENCE AND ALSO TO PREVENT THE RESULTING FLOW OF SOILS OR WATER WITH SUSPENDED SOILS FROM GETTING INTO THE DRAINAGE SYSTEM OR ANY NATURAL DRAINAGE CHANNEL OR DITCH.

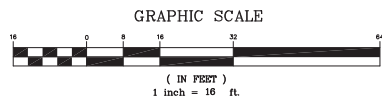
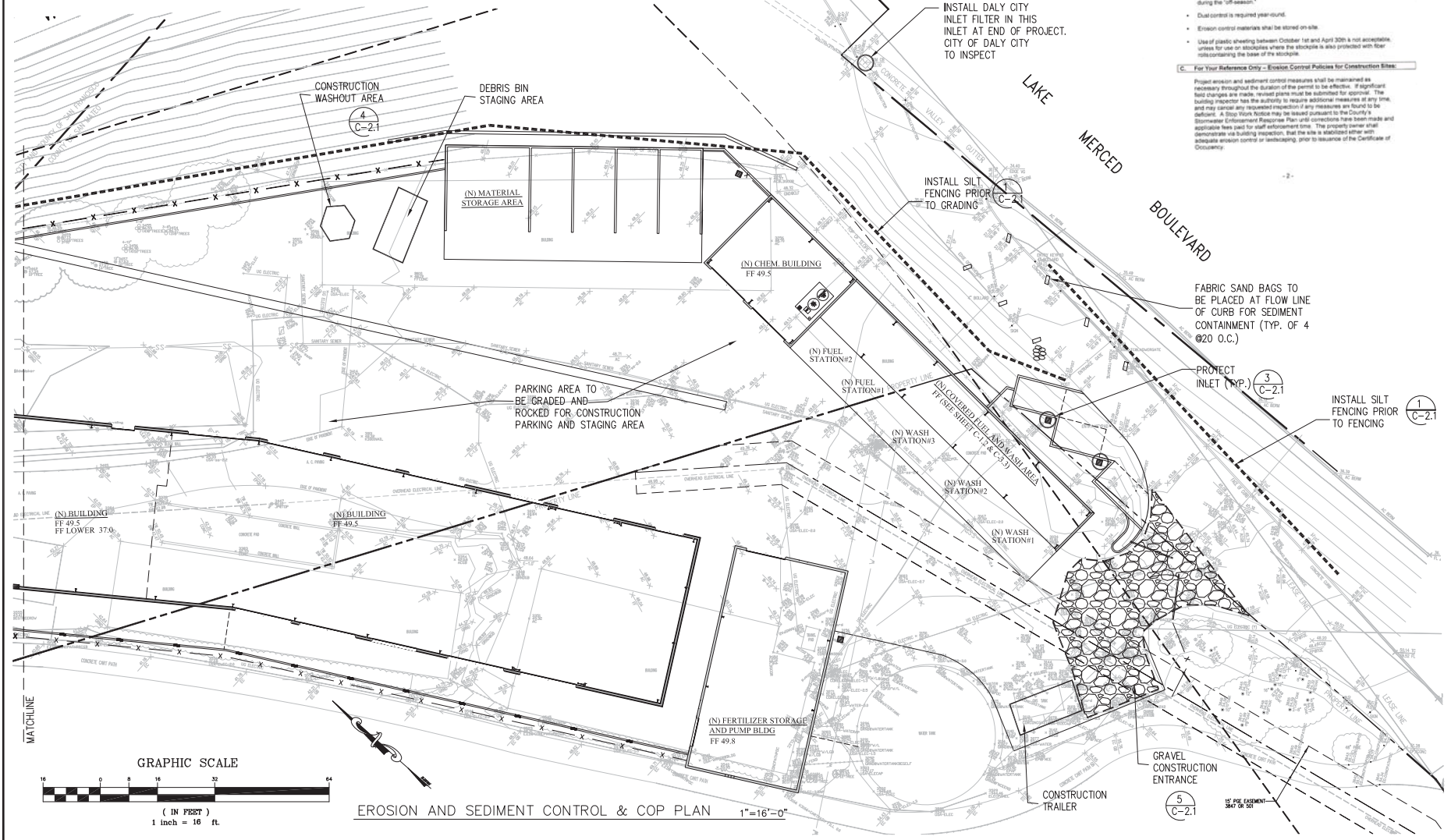
SEE SHEET C-0.0 FOR CIVIL NOTES

COUNTY NOTES

- Perform clearing and earth-moving activities only during dry weather. Measures to ensure adequate erosion and sediment control shall be installed prior to earthmoving activities and construction.
- Measures to ensure adequate erosion and sediment control are required year-round. Stabilize all disturbed areas and maintain erosion control measures continuously between October 1st and April 30th.
- Store, handle, and dispose of construction materials and wastes properly, so as to prevent their contact with stormwater.
- Avoid clearing, cutting, or maintaining vehicles on-site, except in a designated area where wash water is contained and treated.
- Limit construction access routes to stabilized, designated access points.
- Avoid tracking dirt or other materials off-site; clean off-site paved areas and sidewalks using dry sweeping methods.
- Train and provide instruction to all employees and subcontractors regarding the Watershed Protection Maintenance Standards and construction Best Management Practices.
- Construction sites are required to have erosion control materials on-site during the "off-season."
- Dual control is required year-round.
- Erosion control materials shall be stored on-site.
- Use of plastic sheeting between October 1st and April 30th is not acceptable, unless for use on stockpiles where the stockpile is also protected with filter matting during the base of the stockpile.

C. For Your Reference Only - Erosion Control Policies for Construction Sites

Project erosion and sediment control measures shall be maintained as necessary throughout the duration of the permit to be effective. If significant site changes are made, revised plans must be submitted for approval. The building inspector has the authority to require additional measures at any time, and may cancel any approved permits if any conditions have been made and Stormwater Enforcement Responder has not and conditions have been made and applicable fees paid for staff enforcement only. The property owner shall demonstrate via building inspection that the site is stabilized prior to adequate erosion control or landscaping, prior to issuance of the Certificate of Occupancy.



EROSION AND SEDIMENT CONTROL & COP PLAN 1"=16'-0"

CLIFFORD BECHTEL AND ASSOCIATES
100 CALIFORNIA STREET
REDWOOD CITY, CA 94063
650-335-0303
650-437-1028 (FAX)



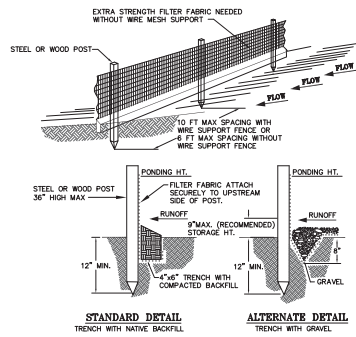
OLYMPIC CLUB-MAINTENANCE YARD IMPROVEMENTS
599 SKYLINE BOULEVARD
SAN MATEO COUNTY
San Francisco California

CONTENTS:
EROSION & SEDIMENT CONTROL AND COP PLAN
DATE 07/20/18
SCALE AS NOTED
REVISIONS:

DRAWN J.G.
CHECKED C.B.
JOB No. 2017569
SHEET NO.

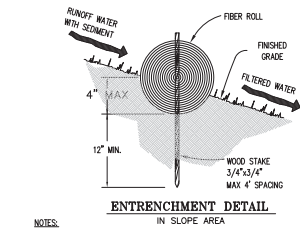
C-2.0
OF 13 SHEETS

SEE SHEET C-0.0 FOR CIVIL NOTES



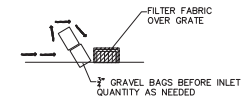
- NOTES:**
1. INSPECT AND REPAIR FENCE AFTER EACH STORM EVENT AND REMOVE SEDIMENT WHEN NECESSARY.
 2. REMOVED SEDIMENT SHALL BE DEPOSITED TO AN AREA THAT WILL NOT CONTRIBUTE SEDIMENT OFF-SITE AND CAN BE PERMANENTLY STABILIZED.
 3. SILT FENCE SHALL BE PLACED ON SLOPE CONTOURS TO MAXIMIZE PONDING EFFICIENCY.

1
C-3
SILT FENCE
NOT TO SCALE

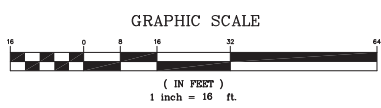
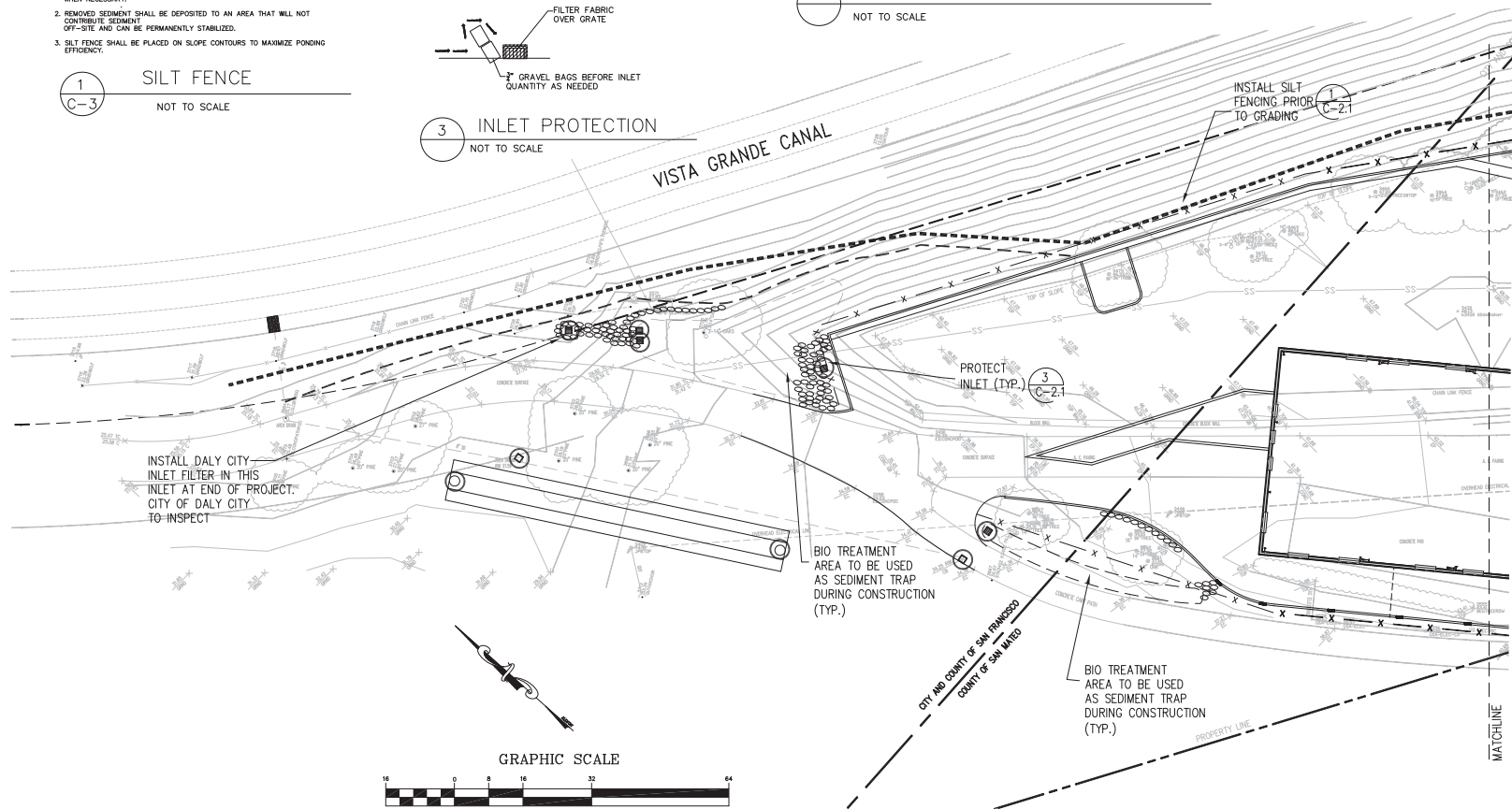
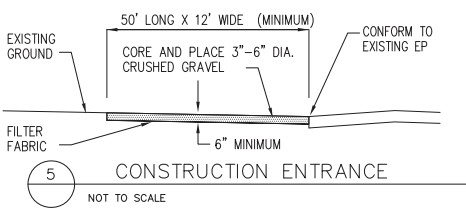
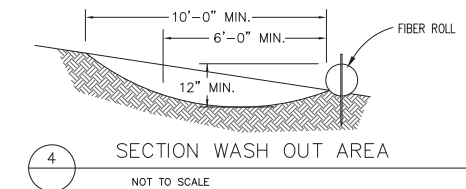


- NOTES:**
1. SECURE STAKING OF THE ROLL IN A TRENCH, 3" TO 4" DEEP, DUG ON CONTOUR.
 2. ADJACENT ROLLS SHALL TIGHTLY ABUT.
 3. RUNOFF MUST NOT BE ALLOWED TO RUN UNDER OR AROUND FIBER ROLL.

2
FIBER ROLL
NOT TO SCALE



3
INLET PROTECTION
NOT TO SCALE



EROSION AND SEDIMENT CONTROL & COP PLAN 1"=16'-0"

CLIFFORD BECHTEL AND ASSOCIATES
CLIFFORD BECHTEL, PE
100 WILKINSON STREET
SUNNYVALE, CA 94088
650-335-7000
650-437-1099 (FAX)



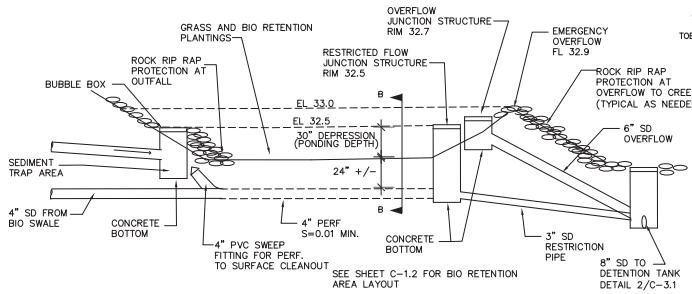
OLYMPIC CLUB-MAINTENANCE YARD IMPROVEMENTS
599 SKYLINE BOULEVARD
SAN FRANCISCO
SAN MATEO COUNTY
California

CONTENTS:
EROSION & SEDIMENT CONTROL AND COP PLAN

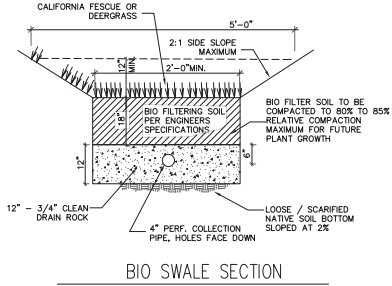
DATE 07/20/18
SCALE AS NOTED
REVISIONS:

DRAWN J.G.
CHECKED C.B.
JOB No. 2017569

SHEET NO.
C-2.1
OF 13 SHEETS



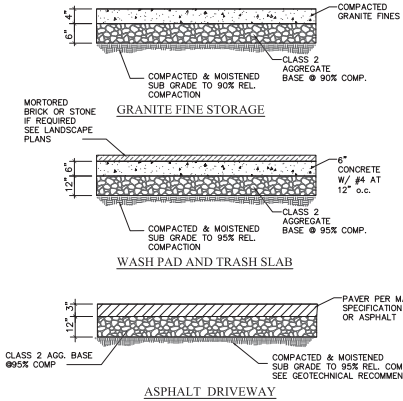
SECTION B-B



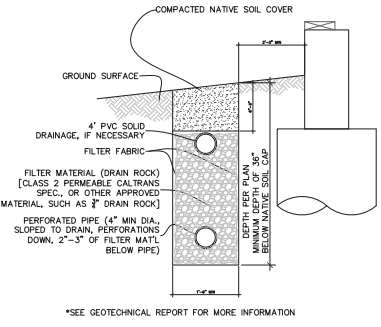
BIO SWALE SECTION

1 BIO RETENTION AREA AND BIO SWALE
C-3 NOT TO SCALE

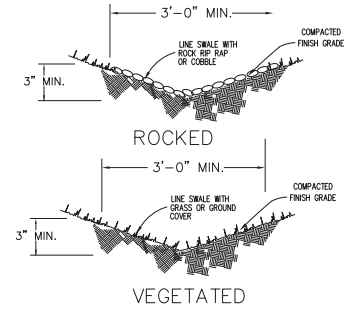
2 CONCRETE CURB OPENING
C-3 NOT TO SCALE



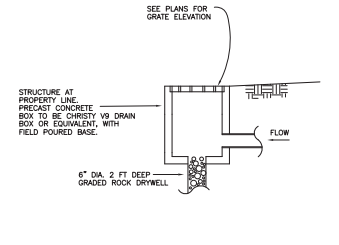
3 PAVEMENT SECTIONS
C-3 NOT TO SCALE



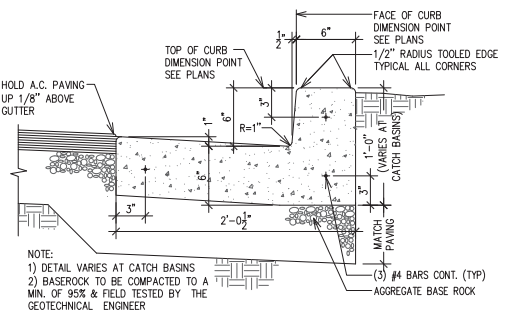
4 FOUNDATION DRAIN
C-3 NOT TO SCALE



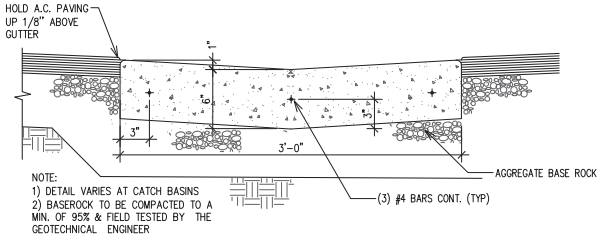
5 SITE SWALES
C-3 NOT TO SCALE



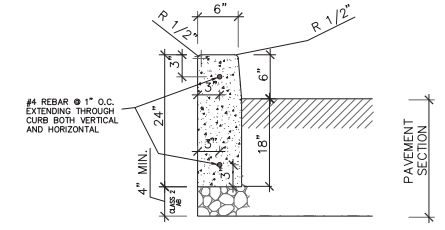
6 BUBBLE BOX
C-3 NOT TO SCALE



7 CONCRETE CURB & GUTTER
C-3 NOT TO SCALE



8 CONCRETE VALLEY GUTTER
C-3 NOT TO SCALE



9 CONCRETE CURB
C-3 NOT TO SCALE

CLIFFORD BECHTEL AND ASSOCIATES
CLIFFORD BECHTEL, PE
801 WALNUT STREET
BERKELEY, CA 94702
925-842-1000
925-842-1099 (FAX)



OLYMPIC CLUB-MAINTENANCE YARD IMPROVEMENTS
599 SKYLINE BOULEVARD
SAN MATEO COUNTY
California
San Francisco

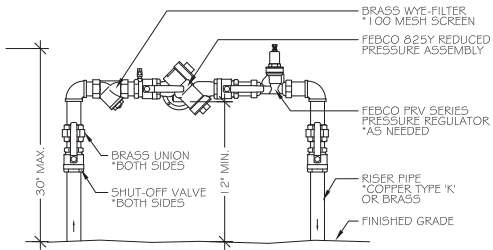
CONTENTS:
CIVIL DETAILS

DATE: 07/20/18
SCALE: AS NOTED
REVISIONS:

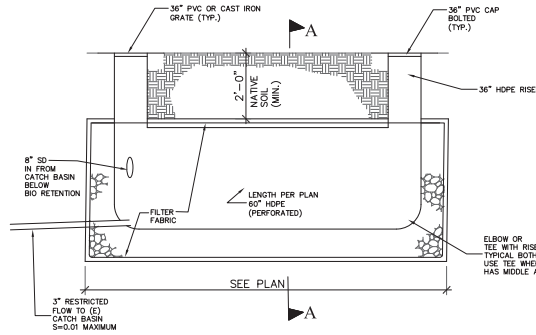
DRAWN: J.G.
CHECKED: C.B.
JOB No.: 2017569
SHEET NO.:

C-3.0
OF 13 SHEETS

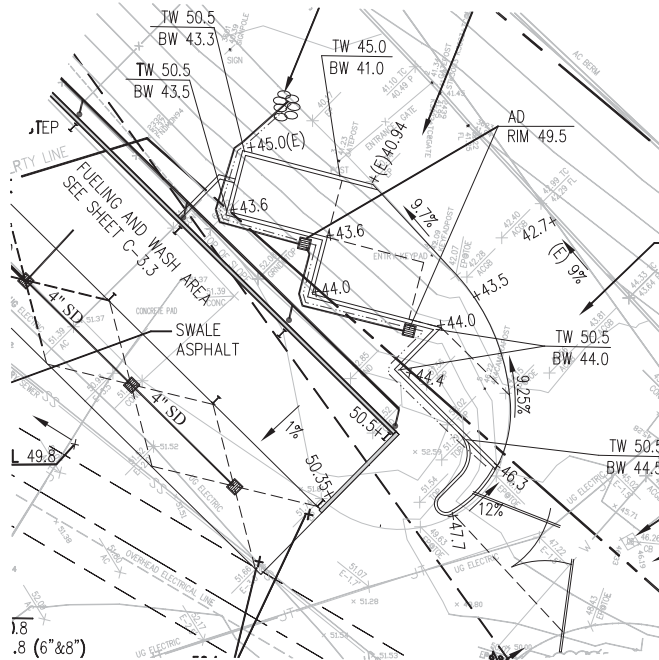
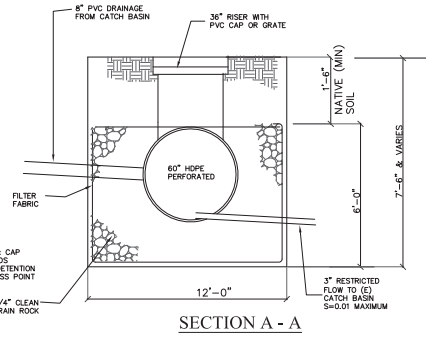
NOTE:
REDUCED PRESSURE ASSEMBLY
TO BE INSTALLED PER MFR'S
SPECS & APPLICABLE CODES



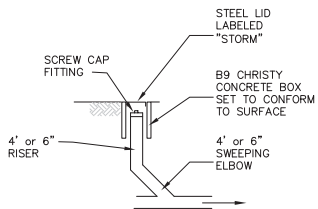
1
BACKFLOW PREVENTOR
C-3.1 NOT TO SCALE



2
DETENTION SYSTEM
C-3.1 NOT TO SCALE



4
TRASH BIN AREA
SCALE: 1"=10'



3
STORM DRAIN CLEANOUT
C-3.1 NOT TO SCALE

VERS-LOK
Retaining Wall Systems
Solid Solutions™

A. & E. DESIGN SERVICES
2127 PLYMOUTH STREET
LAKELAND, CALIFORNIA 92550

MOSAIC BLOCK	INT. BUILDING CODE CLASS 3 AND 4 SOIL	3:1 SLOPED BACKFILL NO SURCHARGE
<input checked="" type="checkbox"/>	<input checked="" type="checkbox"/>	<input checked="" type="checkbox"/>

WALLS WITH GEOTEXTILE SHOULD BE INSTALLED WITH SPECIAL INSPECTIONS PER THE ESR REPORT FOR VERSA-LOK

VERS-LOK TABLE		EFFECTIVE FLOOD PRESSURE = 25 PSF		SURCHARGE PRESSURE = 3 PSF		PASSIVE BEARING PRESSURE = 150 PSF		PROVISIONAL COEFFICIENT = .25	
MOSAIC SLOPE 3:1		NUMBER	NUMBER	GRID LEVELS	GRID	LENGTH	IN SOIL		
EXPOSED	MOSAIC	OF	OF						
FACE	BLOCK	SETS*	GRIDS						
	SETS*								
≤ 2'-0"	2	0							
2'-5"	3	1	1			2'-5"			
3'-4"	4	2	1	3		3'-8"			
4'-3"	5	2	1	3		4'-5"			
5'-0"	6	3	1	3	5	5'-4"			
5'-10"	7	4	0	2	4	6'-0"			

*PLUS ONE BLOCK BELOW GRADE

5
VERS-LOK WALL
C-3.1 NOT TO SCALE

CLIFFORD BECHTEL AND ASSOCIATES
CLIFFORD BECHTEL, PE
307 BALDWIN STREET
BERKELEY, CA 94702
(925) 835-4500
FAX: (925) 835-1899



OLYMPIC CLUB-MAINTENANCE YARD IMPROVEMENTS
599 SKYLINE BOULEVARD
SAN MATEO COUNTY
California
San Francisco

CONTENTS:
CIVIL DETAILS

DATE: 07/20/18
SCALE: AS NOTED
REVISIONS:

DRAWN: J.G.
CHECKED: C.B.
JOB No.: 2017569

SHEET No.:
C-3.1
OF 13 SHEETS

CONTENTS:

CIVIL DETAILS COUNTY

DATE 07/20/18

SCALE AS NOTED

REVISIONS:

DRAWN J.G.

CHECKED C.B.

JOB NO. 2017560

SHEET NO.

C-3.2

OF 13 SHEETS

SAN MATEO COUNTY DEPARTMENT OF PUBLIC WORKS
 STANDARD SPECIFICATIONS
 GENERAL NOTES

- ALL REFERENCES TO "TODAY" IN THESE GENERAL NOTES SHALL MEAN THE APPROXIMATE COUNTY SEWER OR SANITATION DISTRICT.
- THE APPROVAL OF THESE PLANS BY THE DISTRICT SHALL BE INTERPRETED TO MEAN THAT THE DISTRICT HAS REVIEWED THESE PLANS UNDER THE DISTRICT'S STANDARDS. THE DISTRICT'S APPROVAL IN NO WAY CONSTITUTES ANY OTHER ASPECT OF THE PLAN OR ITS ACCURACY RELATIVE TO ACTUAL FIELD CONDITIONS.
- THE CONTRACTOR SHALL CONTACT THE DISTRICT AT 303-475-0300 OR 303-475-0301 FOR WORKING DAYS IN ADVANCE OF COMMENCING ANY SANITARY SEWER WORK. THE CONTRACTOR SHALL BE RESPONSIBLE FOR THE PROTECTIVE MEASURES OF THE SCHEDULE FOR SANITARY SEWER WORK.
- ALL SANITARY SEWER WORK CONSTRUCTED WITHOUT APPROVAL BY THE DISTRICT SHALL BE REMOVED AND RECONSTRUCTED WITH APPROVAL.
- THE CONTRACTOR SHALL CONTACT UNDERGROUND SERVICE ALERT FORTY-EIGHT (48) HOURS IN ADVANCE OF BEGINNING ANY WORK.
- THE CONTRACTOR SHALL FIELD VERIFY THE LOCATION OF ALL UTILITIES BEFORE BEGINNING ANY EXCAVATION.
- THE CONTRACTOR SHALL OBTAIN ANY AND ALL PERMITS REQUIRED BY THE COUNTY OR CITY BEFORE BEGINNING ANY SANITARY SEWER WORK.
- UPON THE COMPLETION OF EXCAVATION A COMPLETE SET OF REPRODUCIBLE "AS-CONSTRUCTED" PLANS SHALL BE PROVIDED TO THE DISTRICT.
- SANITARY SEWER SERVICE SHALL BE MAINTAINED AT ALL TIMES. THE CONTRACTOR SHALL USE SHIELDING BEHIND JOINTS (MANHOLES, ETC.) TO MAINTAIN THIS SERVICE THROUGHOUT CONSTRUCTION.
- BEFORE TO COMMENSATE ANY SANITARY SEWER WORK IN CITY-OWNED EXCAVATIONS THE CONTRACTOR SHALL PROVIDE THE DISTRICT WITH ADEQUATE EVIDENCE THAT ALL APPLICABLE CITY ORDINANCES AND REGULATIONS HAVE BEEN REVIEWED AND THAT ALL NECESSARY PERMITS HAVE BEEN OBTAINED. THAT NOTICE IN A WRITTEN MANNER THREE DAYS BEFORE COMMENCEMENT.

C-13

SAN MATEO COUNTY DEPARTMENT OF PUBLIC WORKS
 STANDARD SPECIFICATIONS
 PIPE AND FITTINGS

POLYVINYL CHLORIDE PIPE (PVC)

- ALL PIPE AND FITTINGS SHALL CONFORM TO ASTM SPECIFICATION D2063, FOR 35.
- ALL JOINTS SHALL BE A WELL AND TIGHT ASSEMBLY WITH ELASTOMERIC SEALING GASKETS. GASKETS SHALL MEET THE REQUIREMENTS OF ASTM SPECIFICATION D2063, GASKET GASKET GASKETS NOT PERMITTED.
- ALL PIPE FITTINGS ON LEANSING A CONCRETE STRUCTURE SHALL HAVE A RUBBER GASKET GASKETS ATTACHED TO IT. THE RUBBER GASKET SHALL CONFORM TO THE PIPE MANUFACTURER'S SPECIFICATIONS. THE RUBBER GASKET SHALL BE SEATED TIGHTLY AGAINST THE PIPE EXTERIOR AND GASKET INTO THE CONCRETE STRUCTURE.
- ALL PIPE JOINTS SHALL BE MADE USING MANUFACTURER'S JOINT COMPOUND. SAND TYPE COMPOUND COMPOUNDS ARE NOT PERMITTED.

DUCTILE IRON PIPE (DIP)

- ALL PIPE SHALL BE THICKNESS CLASS 50 (PER AASHTO PIPE CLASS 50) IN ACCORDANCE WITH ASTM SPECIFICATION A153. FITTINGS SHALL BE IN ACCORDANCE WITH ASTM SPECIFICATION A153.
- JOINTS SHALL BE PUSH-IN TYPE IN ACCORDANCE WITH AASHTO SPECIFICATION A153. RUBBER GASKETS FOR PUSH-IN JOINTS SHALL BE IN ACCORDANCE WITH AASHTO SPECIFICATION A153.
- PIPE AND FITTINGS SHALL HAVE A REMAINING COVERING THICKNESS IN ACCORDANCE WITH AASHTO SPECIFICATION A153, UNLESS OTHERWISE SPECIFIED THEREIN.
- PIPE AND FITTINGS SHALL HAVE A 1/2" (ONE-HALF INCH) GASKET-SEALING LAYER WITH AN ADHESIVE SEAL COAT.

WITFIED CLAY PIPE (MCP)

- PIPE AND FITTINGS SHALL BE EXTRA STRENGTH (EXTRA WALL) TYPE, CONFORMING TO THE LATEST EDITION OF ASTM SPECIFICATION D1502.
- JOINTS SHALL BE A WELL AND TIGHT ASSEMBLY WITH FACTORY INSTALLED FLOTTING COMPRESSION TYPE GASKETS MADE OF POLYURETHANE FORTHAN OR POLYURETHANE COMPOUND TO LATEST EDITION OF ASTM SPECIFICATION D1502. JOINT TYPE COMPOUNDS ARE NOT ALLOWED.

C-14

SAN MATEO COUNTY DEPARTMENT OF PUBLIC WORKS
 STANDARD SPECIFICATIONS
 TESTING REQUIREMENTS

- ALL REFERENCES TO "TODAY" IN THESE TESTING REQUIREMENTS SHALL MEAN THE APPROXIMATE COUNTY SEWER OR SANITATION DISTRICT.
- ALL REQUIRED CLEANING AND TESTING OF SANITARY SEWER MAINS AND LATERALS SHALL BE PERFORMED IN THE PRESENCE OF A REPRESENTATIVE OF THE DISTRICT.
- ALL SANITARY SEWER MAINS BEING CONSTRUCTED SHALL BE CLEANED BY MEANS OF A HOSE USED AT 100 PSI PRESSURE TO INTERNAL. HOSE AND AIR SHALL BE TESTED FOR CONTAMINATION BY WALL SWELLING.
- ALL SANITARY SEWER MAINS BEING CONSTRUCTED SHALL PASS A LOW PRESSURE AIR TEST. EACH SECTION OF MAIN SHALL BE TESTED IN SECTIONS. THE LOW PRESSURE AIR TEST SHALL BE CONDUCTED IN THE FOLLOWING MANNER:
 - A COMPRESSED AIR SYSTEM SHALL BE ATTACHED TO AN AIR FITTING ON THE MAIN AND THE AIR PRESSURE WITHIN THE LINE INCREASED TO 10 PSI (10 POUNDS PER SQUARE INCH) ABOVE THE AIR SYSTEM'S DESIGN PRESSURE. THE PRESSURE SHALL BE MAINTAINED FOR A TWO (2) HOUR TEST PERIOD BEFORE THE ACTUAL TEST PERIOD BEGINS TO ALLOW STABILIZATION OF AIR WITHIN THE LINE.
 - IN NO CASE SHALL THE AIR PRESSURE WITHIN THE LINE BE LESS THAN 3.5 PSI AT THE BEGINNING OF THE TEST PERIOD. THE MINIMUM LENGTH OF TEST IS TWO (2) MILES. THE AIR PRESSURE DECREASE SHALL BE 10% OR GREATER. THE DECREASE OF THE TEST SHALL BE SUBMITTED TO THE DISTRICT BY THE CONTRACTOR.

NOMINAL PIPE SIZE (Inches)	LENGTH OF LINE (Feet)	LENGTH OF TEST PERIOD (Hours)
4	ALL	2
6	300 - 375	2
8	300 - 375	2 1/2
10	300 - 375	2 1/2
12	375 - 525	3
14	375 - 525	3 1/2
16	525 - 675	3 1/2
18	675 - 825	4
20	825 - 975	4 1/2
24	AND GREATER	4 1/2

C-15

SAN MATEO COUNTY DEPARTMENT OF PUBLIC WORKS
 STANDARD SPECIFICATIONS

- A TELEPHONE INSPECTION SHALL BE MADE OF ALL SANITARY SEWER MAINS BEING CONSTRUCTED IMMEDIATELY PRIOR TO BEGINNING THE SEWER. AN INVENTORY OF WATER ACCESSIBLE TO THE DISTRICT'S TRENCHES SHALL BE SUBMITTED INTO THE SEWER MAINS BEING INSPECTED.
- A VIDEO TAPE IN VIDEO FORMAT AT 80% OR HIGHER FRAME RATE SHALL BE MADE OF THE EXCAVATION AND TRENCHING ALONG WITH A VIDEO LOG OF THE EXCAVATION BY THE DISTRICT OR SAN MATEO COUNTY DEPARTMENT OF PUBLIC WORKS FOR REVIEW AND APPROVAL.
- SUBMITTED VIDEO TAPES SHALL INCLUDE A CONTINUOUS ON-SCREEN DISPLAY FROM CONTROLS AS A MINIMUM. THE DATE OF THE ORIGINAL DISTRIBUTION OF THE LOG AND REMOVAL (READ) OF THE LINE SHALL BE NOTED, AND A RECORD IN FOOT SHOWING THE PROXIMITY TO THE BERRY POINT.
- IF, IN THE OPINION OF THE DISTRICT, THE SUBMITTED VIDEO TAPES ARE OF POOR QUALITY, THE DISTRICT MAY REQUEST THE VIDEO TAPES AND RECORDS BE REVISITED TO BE REPEATED AND NEW VIDEO TAPES SUBMITTED TO THE DISTRICT FOR REVIEW AND APPROVAL. ALL VIDEO TAPES SHALL BECOME THE PROPERTY OF THE DISTRICT.
- EXHAUSTION SYSTEMS OF EXCAVATION, EXHAUSTION SYSTEMS SHALL BE PROVIDED PRIOR TO THE PLACEMENT OF ALL TRENCH EXCAVATIONS. PIPE INSPECTION SHALL BE TESTED BY MEANS OF HAND A 60/40-50 MINIMUM THROUGH THE INSTALLED SECTIONS OF SEWER MAIN.
- THE MANHOLES USED SHALL HAVE A MINIMUM LENGTH EQUAL TO ITS DIAMETER. THE MANHOLES SHALL BE CONSTRUCTED WITH A MINIMUM OF 10" (TEN INCHES) PRECAST TO THE LATERAL MAIN. SOUTH THE POSITION OF THE MANHOLE AND THE FABRICATED MANHOLE (HOLE) SHALL BE INSPECTED AND APPROVED BY THE DISTRICT WELL IN ADVANCE OF THE EXCAVATION WORK.
- THE MANHOLE DIAMETER SHALL BE SIX (6) INCHES ABOVE THE MAIN DIAMETER AS DEFINED BY ASTM SPECIFICATION D2063, AND AS LISTED IN THE FOLLOWING TABLE:

NOMINAL PIPE SIZE (Inches)	AVERAGE MINIMUM DIAMETER (Inches)	MINIMUM MANHOLE DIAMETER (Inches)
6	6.000	6.600
8	7.904	7.987
10	9.843	10.571

NOTE: AVERAGE MINIMUM DIAMETER = AVERAGE OUTSIDE DIAMETER - 2(0.075) WHERE T = MINIMUM WALL THICKNESS AS DEFINED BY ASTM SPECIFICATION D2063.

C-16

SAN MATEO COUNTY DEPARTMENT OF PUBLIC WORKS
 STANDARD SPECIFICATIONS
 SANITARY SEWER MANHOLE DETAIL

SECTION A-A

C-1

SAN MATEO COUNTY DEPARTMENT OF PUBLIC WORKS
 STANDARD SPECIFICATIONS
 SANITARY SEWER MANHOLE COVER FRAME AND STRAP DETAIL

SECTION B-B

C-2

SAN MATEO COUNTY DEPARTMENT OF PUBLIC WORKS
 STANDARD SPECIFICATIONS
 TYPICAL SEWER CLEANOUT & BOX DETAIL - NEW CONSTRUCTION

SECTION C-C

TYPICAL SEWER CLEANOUT & BOX DETAIL - REPAIR/REPLACEMENT

C-3

SAN MATEO COUNTY DEPARTMENT OF PUBLIC WORKS
 STANDARD SPECIFICATIONS
 SEWER LATERAL DETAIL

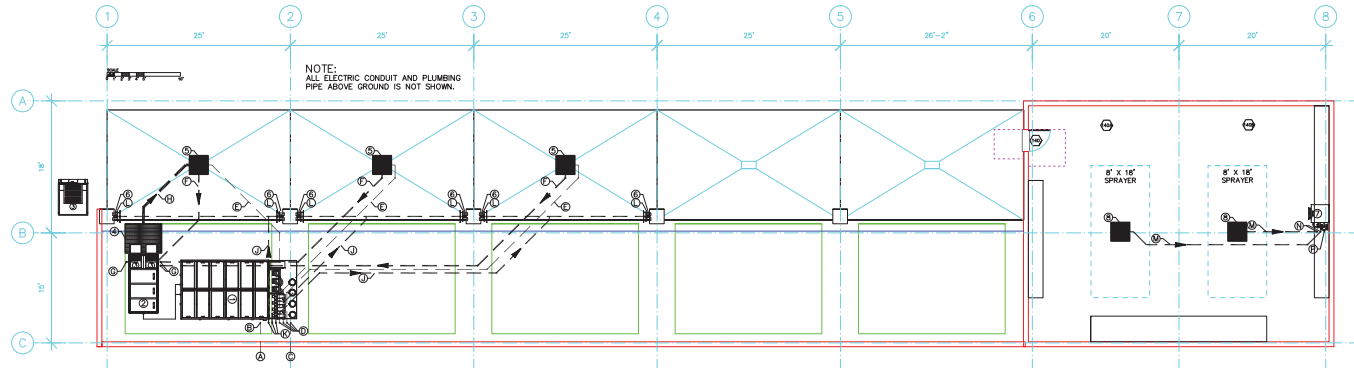
SECTION D-D

C-5

SAN MATEO COUNTY DEPARTMENT OF PUBLIC WORKS
 STANDARD SPECIFICATIONS
 STANDARD TRENCH BACKFILL AND BEDDING DETAIL FOR PVC SEWER PIPE

SECTION E-E

C-7



ESD EQUIPMENT

- ① ESD MODEL 7000 GC-0-UH, CP-50-007 [1147C]
- ② ESD 47X8 INLINE SEPARATOR W/ INJECTION PUMP
- ③ ESD GRASS CLIPPING SEPARATOR [1497] (02 PLACES), W/SELF DUMPING HOPPER
- ④ ESD SHALLOW SUMP 45" X 60" CUSTOM
- ⑤ ESD ROUND SUMP W/SUMP PUMP [500] (03 PLACES)
- ⑥ ESD REMOTE HOSE STATION [1901] (06 PLACES)
- ⑦ ESD RINSATE MANAGEMENT TANK [1600]
- ⑧ ESD CHEMICAL CONED BOTTOM SUMP [1504] (02 PLACES)

PLUMBING PIPE

- ① FRESH WATER, 3/4" SCH 40 PVC W/ ON/OFF VALVE
 - ② STUB-UP, 3/4" SCH 40 PVC
 - ③ COMPRESSED AIR SUPPLY, 3/4" METAL REQUIRED LOCATION
- ELECTRIC**
- ④ SYSTEM POWER, 240V/100A, SINGLE PHASE W/ NEUTRAL WIRE, 3/4" CONDUIT W/ ELEC. DISCONNECT BOX
 - ⑤ STUB-UP, 3/4" ELEC. CONDUIT (04 PLACES)
 - ⑥ 3/4" ELEC. CONDUIT, FR "0", TO "5" (03 PLACES)

PROCESS PIPE

- ⑦ FORCED SUPPLY LINE, 2" SCH 40 PVC (03 PLACES)
- ⑧ STUB-UP NIPPLE, 2" S.S. (03 PLACES)
- ⑨ GRAVITY DRAIN, 4" SCH 40 PVC, FR "4" TO "5"
- ⑩ RECYCLE SUPPLY LINE, 1 1/2" SCH 40 PVC (03 PLACES)
- ⑪ STUB-UP, 1 1/2" SCH 40 PVC (03 PLACES)
- ⑫ STUB-UP, 3/4" SCH 40 PVC (06 PLACES)
- ⑬ RECLAIM SUPPLY LINE, 1 1/2" SCH 40 PVC (03 PLACES)
- ⑭ STUB-UP, 1 1/2" SCH 40 PVC (02 PLACES)



CONTENTS:
 FUEL & WASH AREA DETAILS

DATE 07/20/18

SCALE AS NOTED

REVISIONS:

DRAWN J.G.

CHECKED C.B.

JOB No. 2017569

SHEET NO.

C-3.3

OF 13 SHEETS




SAN MATEO COUNTYWIDE
**Water Pollution
Prevention Program**
Clean Water. Healthy Community.

Construction Best Management Practices (BMPs)

Construction projects are required to implement the stormwater best management practices (BMP) on this page, as they apply to your project, all year long.

Materials & Waste Management



Non-Hazardous Materials

- Berm and cover stockpiles of sand, dirt or other construction material with tarps when rain is forecast or if not actively being used within 14 days.
- Use (but don't overuse) reclaimed water for dust control.

Hazardous Materials

- Label all hazardous materials and hazardous wastes (such as pesticides, paints, thinners, solvents, fuel, oil, and antifreeze) in accordance with city, county, state and federal regulations.
- Store hazardous materials and wastes in water tight containers, store in appropriate secondary containment, and cover them at the end of every work day or during wet weather or when rain is forecast.
- Follow manufacturer's application instructions for hazardous materials and be careful not to use more than necessary. Do not apply chemicals outdoors when rain is forecast within 24 hours.
- Arrange for appropriate disposal of all hazardous wastes.

Waste Management

- Cover waste disposal containers securely with tarps at the end of every work day and during wet weather.
- Check waste disposal containers frequently for leaks and to make sure they are not overfilled. Never hose down a dumpster on the construction site.
- Clean or replace portable toilets, and inspect them frequently for leaks and spills.
- Dispose of all wastes and debris properly. Recycle materials and wastes that can be recycled (such as asphalt, concrete, aggregate base materials, wood, gyp board, pipe, etc.)
- Dispose of liquid residues from paints, thinners, solvents, glues, and cleaning fluids as hazardous waste.

Construction Entrances and Perimeter

- Establish and maintain effective perimeter controls and stabilize all construction entrances and exits to sufficiently control erosion and sediment discharges from site and tracking off site.
- Sweep or vacuum any street tracking immediately and secure sediment source to prevent further tracking. Never hose down streets to clean up tracking.

Equipment Management & Spill Control



Maintenance and Parking

- Designate an area, fitted with appropriate BMPs, for vehicle and equipment parking and storage.
- Perform major maintenance, repair jobs, and vehicle and equipment washing off site.
- If refueling or vehicle maintenance must be done onsite, work in a bermed area away from storm drains and over a drip pan or drop cloths big enough to collect fluids. Recycle or dispose of fluids as hazardous waste.
- If vehicle or equipment cleaning must be done onsite, clean with water only in a bermed area that will not allow rinse water to run into gutters, streets, storm drains, or surface waters.
- Do not clean vehicle or equipment onsite using soaps, solvents, degreasers, or steam cleaning equipment.

Spill Prevention and Control

- Keep spill cleanup materials (e.g., rags, absorbents and cat litter) available at the construction site at all times.
- Inspect vehicles and equipment frequently for and repair leaks promptly. Use drip pans to catch leaks until repairs are made.
- Clean up spills or leaks immediately and dispose of cleanup materials properly.
- Do not hose down surfaces where fluids have spilled. Use dry cleanup methods (absorbent materials, cat litter, and/or rags).
- Sweep up spilled dry materials immediately. Do not try to wash them away with water, or bury them.
- Clean up spills on dirt areas by digging up and properly disposing of contaminated soil.
- Report significant spills immediately. You are required by law to report all significant releases of hazardous materials, including oil. To report a spill: 1) Dial 911 or your local emergency response number, 2) Call the Governor's Office of Emergency Services Warning Center, (800) 852-7550 (24 hours).

Earthmoving



- Schedule grading and excavation work during dry weather.
- Stabilize all denuded areas, install and maintain temporary erosion controls (such as erosion control fabric or bonded fiber matrix) until vegetation is established.
- Remove existing vegetation only when absolutely necessary, and seed or plant vegetation for erosion control on slopes or where construction is not immediately planned.
- Prevent sediment from migrating offsite and protect storm drain inlets, gutters, ditches, and drainage courses by installing and maintaining appropriate BMPs, such as fiber rolls, silt fences, sediment basins, gravel bags, berms, etc.
- Keep excavated soil on site and transfer it to dump trucks on site, not in the streets.

Contaminated Soils

- If any of the following conditions are observed, test for contamination and contact the Regional Water Quality Control Board:
 - Unusual soil conditions, discoloration, or odor.
 - Abandoned underground tanks.
 - Abandoned wells
 - Buried barrels, debris, or trash.

Paving/Asphalt Work




- Avoid paving and seal coating in wet weather or when rain is forecast, to prevent materials that have not cured from contacting stormwater runoff.
- Cover storm drain inlets and manholes when applying seal coat, tack coat, slurry seal, fog seal, etc.
- Collect and recycle or appropriately dispose of excess abrasive gravel or sand. Do NOT sweep or wash it into gutters.
- Do not use water to wash down fresh asphalt concrete pavement.

Sawcutting & Asphalt/Concrete Removal

- Protect nearby storm drain inlets when saw cutting. Use filter fabric, catch basin inlet filters, or gravel bags to keep slurry out of the storm drain system.
- Shovel, absorb, or vacuum saw-cut slurry and dispose of all waste as soon as you are finished in one location or at the end of each work day (whichever is sooner!).
- If sawcut slurry enters a catch basin, clean it up immediately.

Concrete, Grout & Mortar Application




- Store concrete, grout, and mortar away from storm drains or waterways, and on pallets under cover to protect them from rain, runoff, and wind.
- Wash out concrete equipment/trucks offsite or in a designated washout area, where the water will flow into a temporary waste pit, and in a manner that will prevent leaching into the underlying soil or onto surrounding areas. Let concrete harden and dispose of as garbage.
- When washing exposed aggregate, prevent washwater from entering storm drains. Block any inlets and vacuum gutters, hose washwater onto dirt areas, or drain onto a bermed surface to be pumped and disposed of properly.

Landscaping



- Protect stockpiled landscaping materials from wind and rain by storing them under tarps all year-round.
- Stack bagged material on pallets and under cover.
- Discontinue application of any erodible landscape material within 2 days before a forecast rain event or during wet weather.

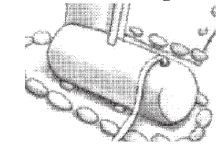
Painting & Paint Removal



Painting Cleanup and Removal

- Never clean brushes or rinse paint containers into a street, gutter, storm drain, or stream.
- For water-based paints, paint out brushes to the extent possible, and rinse into a drain that goes to the sanitary sewer. Never pour paint down a storm drain.
- For oil-based paints, paint out brushes to the extent possible and clean with thinner or solvent in a proper container. Filter and reuse thinners and solvents. Dispose of excess liquids as hazardous waste.
- Paint chips and dust from non-hazardous dry stripping and sand blasting may be swept up or collected in plastic drop cloths and disposed of as trash.
- Chemical paint stripping residue and chips and dust from marine paints or paints containing lead, mercury, or tributyltin must be disposed of as hazardous waste. Lead based paint removal requires a state-certified contractor.

Dewatering



- Discharges of groundwater or captured runoff from dewatering operations must be properly managed and disposed. When possible send dewatering discharge to landscaped area or sanitary sewer. If discharging to the sanitary sewer call your local wastewater treatment plant.
- Divert run-on water from offsite away from all disturbed areas.
- When dewatering, notify and obtain approval from the local municipality before discharging water to a street gutter or storm drain. Filtration or diversion through a basin, tank, or sediment trap may be required.
- In areas of known or suspected contamination, call your local agency to determine whether the ground water must be tested. Pumped groundwater may need to be collected and hauled off-site for treatment and proper disposal.

Storm drain polluters may be liable for fines of up to \$10,000 per day!

CLIFFORD BECHTEL
AND ASSOCIATES
CLIFFORD BECHTEL, PE
500 WALNUT STREET
REDWOOD CITY, CA 94062
(650-333-0200)
650-437-1059 (FAX)



OLYMPIC CLUB-MAINTENANCE YARD IMPROVEMENTS
599 SKYLINE BOULEVARD
SAN MATEO COUNTY
San Francisco California

CONTENTS:

CONSTRUCTION
BMP
CHECKLIST

DATE 07/20/18

SCALE AS NOTED

REVISIONS:

DRAWN J.G.

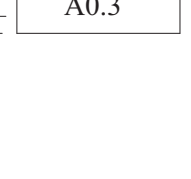
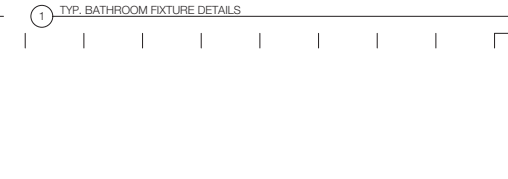
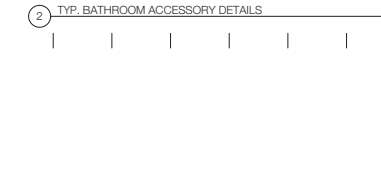

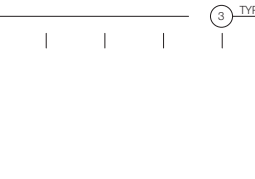
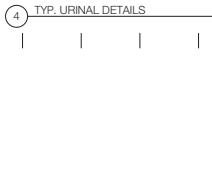

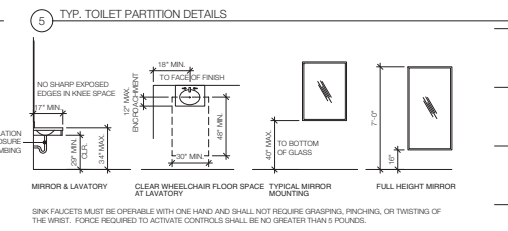
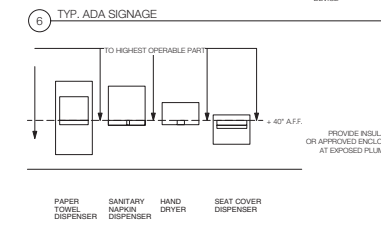
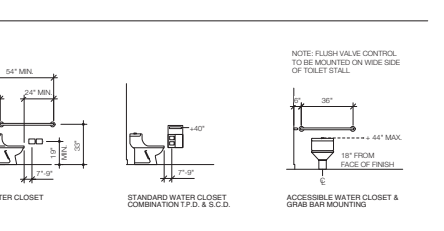
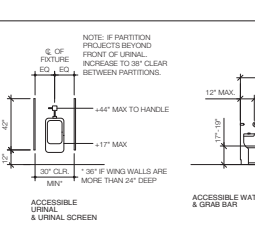
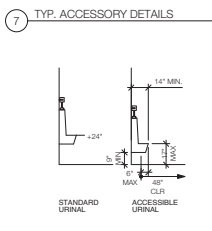

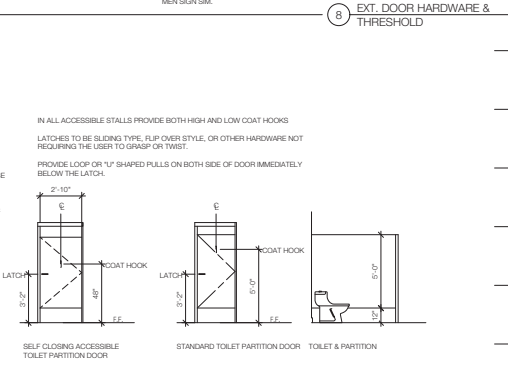
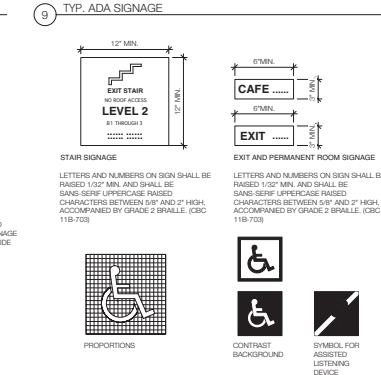
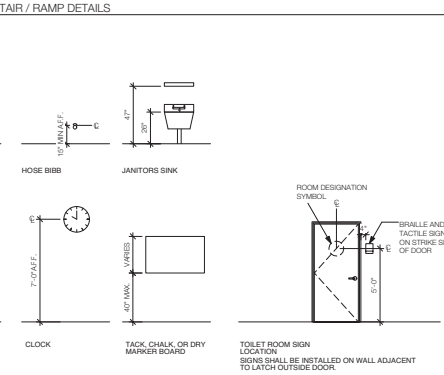
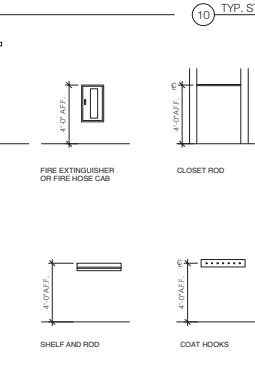
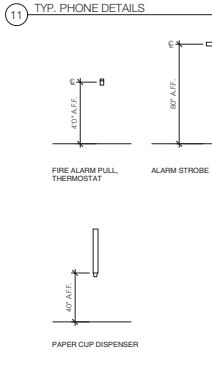

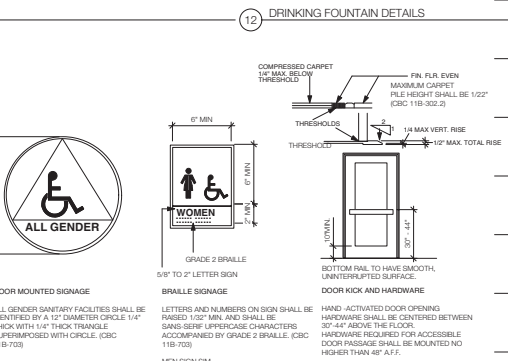
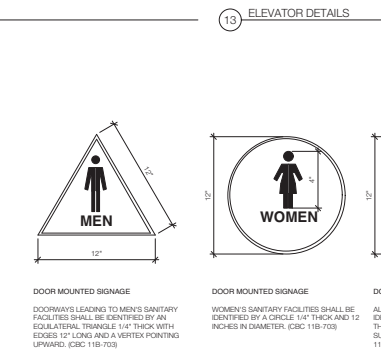
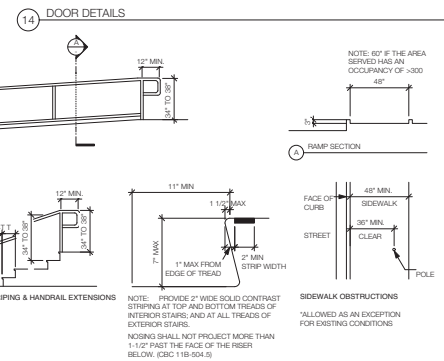
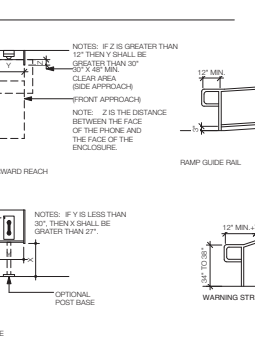
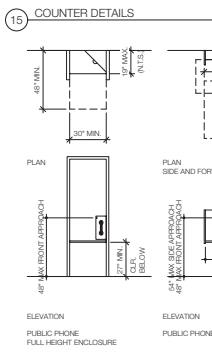



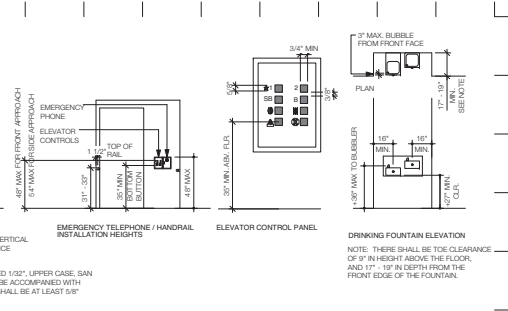
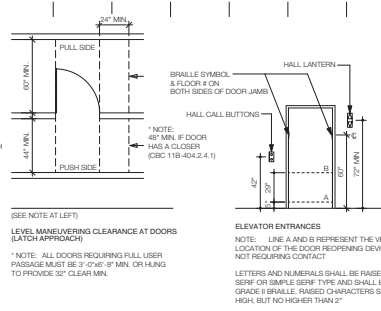
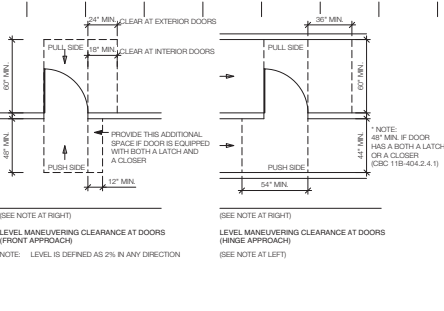
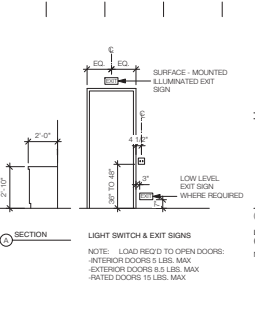
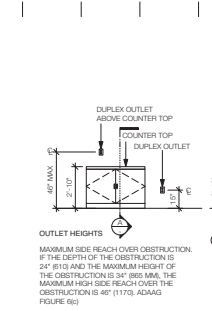
CHECKED C.B.

JOB No. 2017569

SHEET NO.

C-4

OF 13 SHEETS



SHEET NOTES:

- 1. PROVIDE THE INTERNATIONAL SYMBOL OF ACCESSIBILITY AT ALL ENTRANCES OF THE BUILDING.
- 2. PROVIDE RAISED LETTER AND BRAILLE SIGNS AT ALL PERMANENTLY SIGNED ROOMS + SPACES.
- 3. TACTILE SIGNAGE IS REQUIRED AT:
 - A) GROUND FLOOR EXIT DOORS.
 - B) STAIRS. EACH FLOOR SHALL RECEIVE TACTILE EXIT SIGNAGE.
 - C) EACH EXIT DOOR THAT LEADS TO A GRADE LEVEL BUT BY MEANS OF A STAIRWAY.
 - D) EACH EXIT ACCESS DOOR TO A CORRIDOR OR HALLWAY THAT IS REQUIRED TO HAVE A VISUAL EXIT SIGN.



THE OLYMPIC CLUB
599 SKYLINE BOULEVARD
SAN FRANCISCO, CA
9 4 N 1 3 2

MACCRACKCHEN
ARCHITECTS
479 Ninth Street, 2nd Floor
San Francisco, CA 94114
Tel: 415-487-2059
web: www.maccrachs.com

DATE: 07-26-18
PROJECT: SUBMITTAL SET

ADA COMPLIANCE DETAILS
A0.3



6 FUEL TANK AREA



3 VIEW OF SITE LOOKING SOUTH



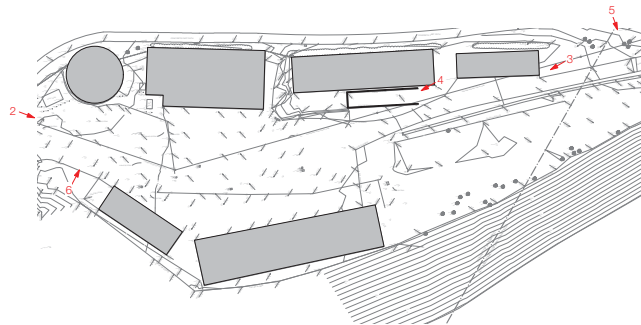
5 REAR PARKING AREA



2 VIEW OF SITE LOOKING NORTH



4 SAND STORAGE AREA



1 KEY PLAN

SHEET NOTES:



Copyright © 2018 by MacCracken Architects. All rights reserved. All drawings and written material appearing herein constitute original and copyrighted work of the Architect and may not be duplicated, used or disclosed without the written consent of the Architect/Architects.

THE OLYMPIC CLUB
599 SKYLINE BOULEVARD
SAN FRANCISCO, CA
9 4 1 3 2

MacCracken
ARCHITECTS
479 Ninth Street, 2nd floor
San Francisco, CA 94103
t e l : + 4 1 5 - 4 8 7 - 2 0 5 0
w e b : www.macarchs.com


DATE: 07-20-18
PERMIT SUBMITTAL SET

SCALE: N.T.S.

EXISTING SITE PHOTOS

A0.4

- SHEET NOTES:**
- 1 30" X 48" CLEAR SPACE AT SINK PER CBC 11B-605
 - 2 30" X 48" CLEAR SPACE AT URINAL PER CBC 11B-605
 - 3 ACCESSIBLE IDENTIFICATION SYMBOLS @ BATHROOM ENTRY DOORS PER CBC 11B-703 & 9A0.2
 - 4 MIRROR PER CBC 11B-213.3.5
 - 5 REQUIRED CLEAR SPACE AT DOORS PER 14A0.2
 - 6 TOILET PAPER DISPENSER WITHIN 7" OF FRONT OF TOILET PER CBC 11B-606.1
 - 7 6" Ø OYSPUM BOARD CEILING
 - 8 COMPLIANT DOOR SIGNAGE @ 60" A.F.F.
 - 9 COMPLIANT URINAL PER CBC 11B-605
 - 10 30" X 48" CLEAR SPACE PER CBC 11B-605.2
 - 11 INSULATED DRAIN FRING PER CBC 11B-606.5
 - 12 ELECTRONICALLY OPERATED FAUCET TYP. CBC 11B-606.4
 - 13 COMPLIANT GRAB BARS PER CBC 11B-604.5
 - 14 60" X 48" MANEUVERING SPACE INSIDE ACCESSIBLE WC COMPARTMENT PER CBC 11B-604.1
 - 15 RECESSED AIR HAND DRYER
 - 16 STL. CEILING HUNG STALL PARTITIONS
 - 17 40" MAX. TO OPERABLE PART OF TOILET ACCESSORY W/CONTROLS PER CBC 11B-604.5
 - 18 PAINTED OYSPUM BOFFIT
 - 19 WALL MOUNT TOILET
 - 20 UNDERCOUNTER LIGHT FIXTURE
 - 21 RECESSED WALL MOUNT PAPER TOWEL HOLDER AND TRASH CAN - BUILDING STANDARD
 - 22 60" X 60" CLEAR SPACE AT SIDE ACCESS ADA TOILET PER CBC 11B-604.1.2
 - 23 PER CBC 11B-604.1.4 TOE CLEARANCE AT WHEELCHAIR ACCESSIBLE TOILET COMPARTMENT
 - 24 PARTITION MOUNTED SHARED TOILET PAPER SEAT COVER HOLDER
 - 25 WALL MOUNTED TIE
 - 26 FIXTURES AS FOLLOWS
URINAL: 0.5 GAL. PER FLUSH
WC: 1.28 GAL. PER FLUSH
METIRED FAUCET: 0.2 GAL. PER CYCLE
 - 27 PAINTED OYSPUM BOARD CEILING
 - 28 LINE OF FRP AT WALL



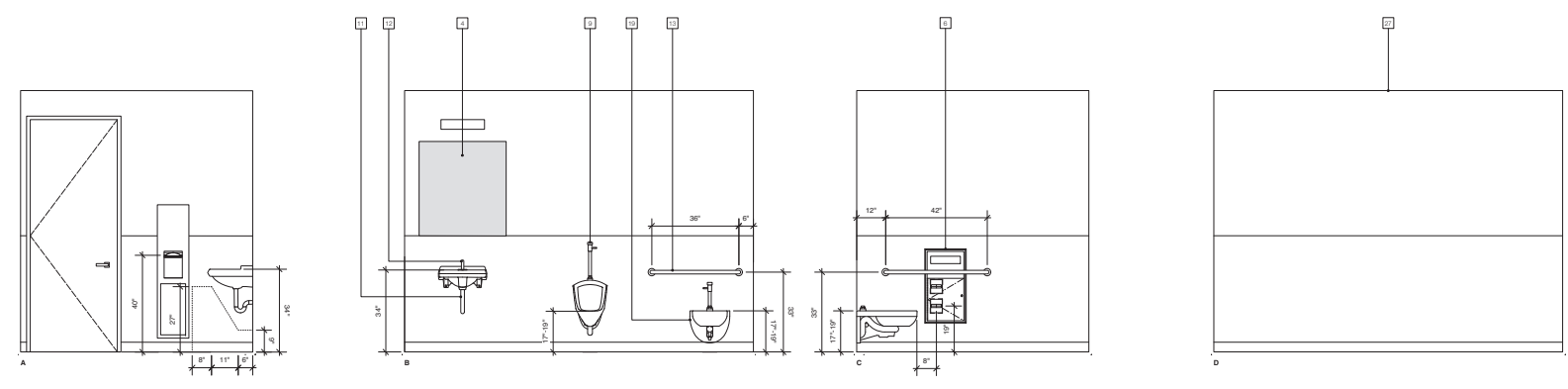
Copyright © 2018 by MacCracken Architects. All rights reserved. All drawings and written material appearing herein constitute original and copyrighted work of the Architect and may not be duplicated, used or disclosed without the written consent of MacCracken Architects.

THE OLYMPIC CLUB
599 SKYLINE BOULEVARD
SAN FRANCISCO, CA
9 4 1 3 2

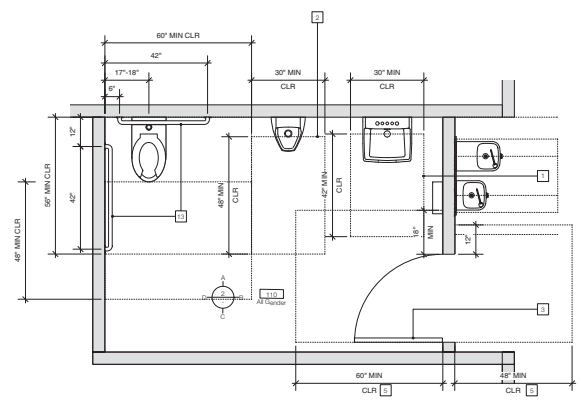
MACCRACKEN ARCHITECTS
479 Ninth Street, 2nd floor
San Francisco, CA 94103
t e l : 4 1 5 - 4 8 7 - 2 0 5 8
w e b : www.macarchs.com

DATE: 07-30-18
PERMIT SUBMITTAL SET
SCALE: 1/2" = 1'-0"

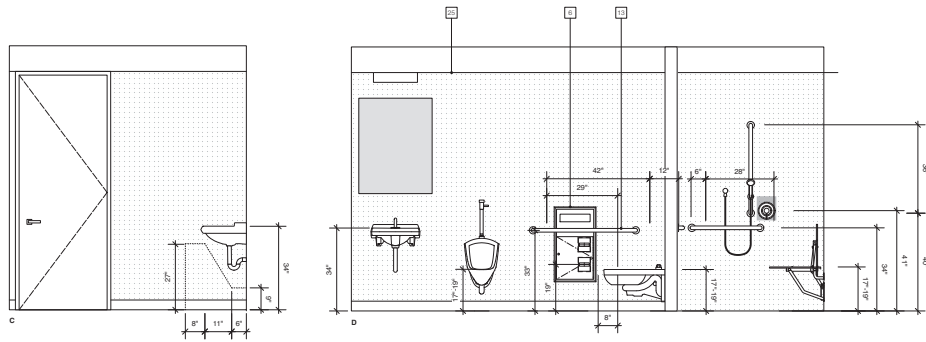
ADA COMPLIANCE - BATHROOMS
A0.5




2 ALL GENDER RESTROOM - 110 - ENLARGED PLAN



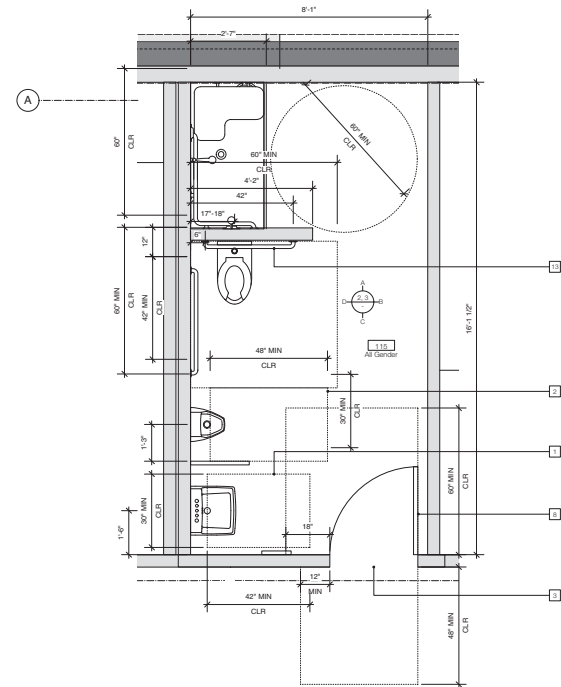
1 ALL GENDER RESTROOM - 110 - ENLARGED PLAN



3 ALL GENDER RESTROOM & SHOWER - 115 - ENLARGED PLAN



2 ALL GENDER RESTROOM & SHOWER - 115 - INTERIOR ELEVATIONS



1 ALL GENDER RESTROOM & SHOWER - 115 - ENLARGED PLAN

SHEET NOTES:

- 1 30" X 48" CLEAR SPACE AT SINK PER CBC 11B-606
- 2 30" X 48" CLEAR SPACE AT URINAL PER CBC 11B-605
- 3 ACCESSIBLE IDENTIFICATION SYMBOLS @ BATHROOM ENTRY DOORS PER CBC 11B-703 & 9A.0.2
- 4 MIRROR PER CBC 11B-213.3.5
- 5 REQUIRED CLEAR SPACE AT DOORS PER 14A.0.2
- 6 TOILET PAPER DISPENSER WITHIN 7'-0" OF FRONT OF TOILET PER CBC 11B-606.1
- 7 6" OVSPLUM INWARD CEILING
- 8 COMPLIANT DOOR SIGNAGE @ 60" A.F.F.
- 9 COMPLIANT URINAL PER CBC 11B-605
- 10 30" X 48" CLEAR SPACE PER CBC 11B-606.2
- 11 INSULATED DRAIN PIPING PER CBC 11B-606.5
- 12 ELECTRONICALLY OPERATED FAUCET TYP. CBC 11B-606.4
- 13 COMPLIANT GRAB BARS PER CBC 11B-604.5
- 14 60" X 48" MANEUVERING SPACE INSIDE ACCESSIBLE WC COMPARTMENT PER CBC 11B-604.1
- 15 RECESSED AIR HAND DRYER
- 16 STL. CEILING HUNG STALL PARTITIONS
- 17 40" MAX. TO OPERABLE PART OF TOILET ACCESSORY W/CONTROLS PER CBC 11B-604.5
- 18 PAINTED OVSPLUM BOFFIT
- 19 WALL MOUNT TOILET
- 20 UNDERCOUNTER LIGHT FIXTURE
- 21 RECESSED WALL MOUNT PAPER TOWEL HOLDER AND TRASH CAN - BUILDING STANDARD
- 22 60" X 60" CLEAR SPACE AT SIDE ACCESS ADA TOILET STALL PER CBC 11B-604.8.1.2
- 23 PER CBC 11B-604.8.1.4 TOE CLEARANCE AT WHEEL-CHAIR ACCESSIBLE TOILET COMPARTMENT
- 24 PARTITION MOUNTED SHARED TOILET PAPER & SEAT COVER HOLDER
- 25 WALL MOUNTED TIE
- 26 FIXTURES AS FOLLOWS URINAL: 0.5 GAL. PER FLUSH W/ 1.28 GAL. PER FLUSH METRIZED FAUCET: 0.2 GAL. PER CYCLE
- 27 PAINTED OVSPLUM INWARD CEILING
- 28 LINE OF FRP AT WALL



Copyright © 2018, by MacCracken Architects, All rights reserved. All drawings and written material appearing herein, constitute original and copyrighted work of the Architect and may not be duplicated, used or disclosed without the written consent of the MacCracken Architects.

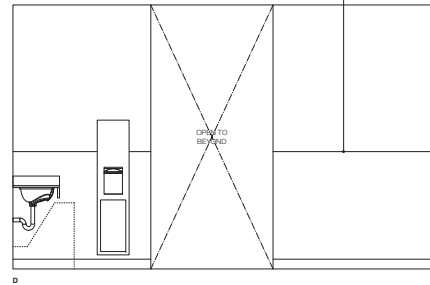
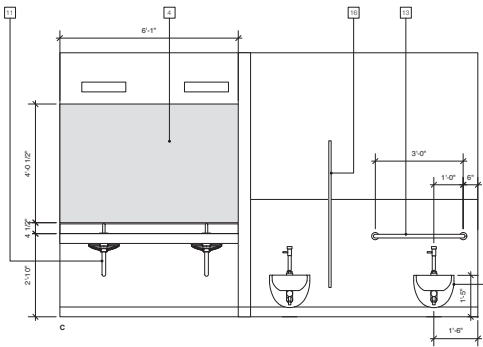
THE OLYMPIC CLUB
599 SKYLINE BOULEVARD
SAN FRANCISCO, CA
9 4 1 3 2

MACCRACKEN
ARCHITECTS
479 Ninth Street, 2nd floor
San Francisco, CA 94103
t e l : 4 1 5 - 4 8 7 - 2 0 5 0
w e b : www.macarchs.com

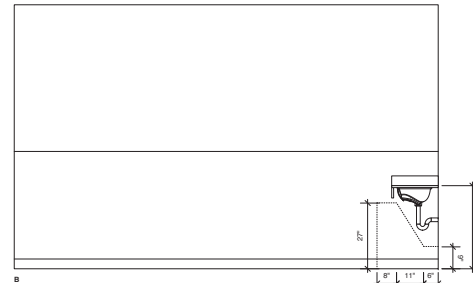
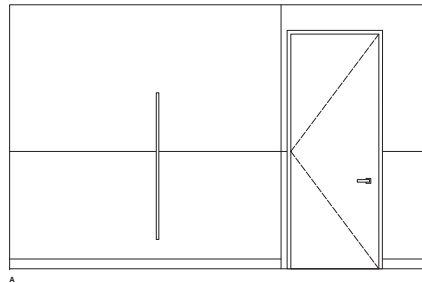
DATE: 07-30-18
PERMIT SUBMITTAL SET

SCALE: 1/2" = 1'-0"

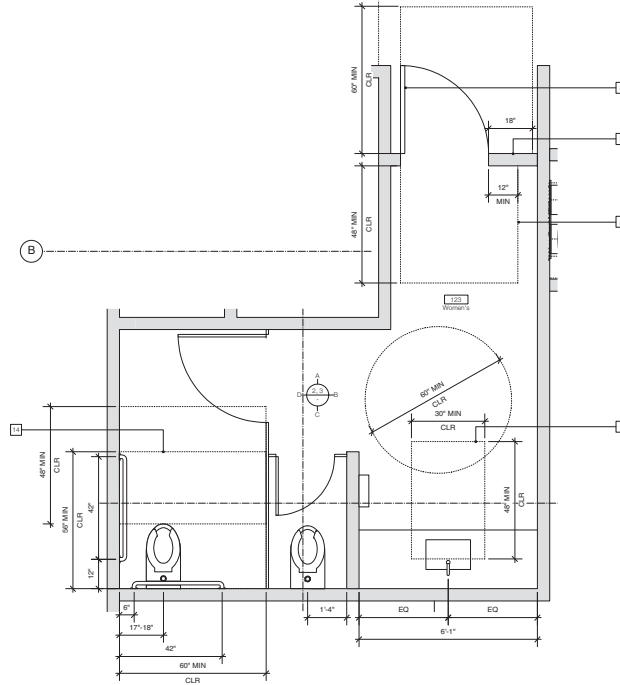
ADA COMPLIANCE - BATHROOMS
A0.7



3 ALL GENDER RESTROOM & SHOWER - 115 - ENLARGED PLAN



2 ALL GENDER RESTROOM & SHOWER - 115 - INTERIOR ELEVATIONS



1 WOMEN'S RESTROOM - 123 - ENLARGED PLAN

SHEET NOTES:

- 1 30" X 48" CLEAR SPACE AT SINK PER CBC 11B-605
- 2 30" X 48" CLEAR SPACE AT URINAL PER CBC 11B-605
- 3 ACCESSIBLE IDENTIFICATION SYMBOLS @ BATHROOM ENTRY DOORS PER CBC 11B-703 & 9A.2
- 4 MIRROR PER CBC 11B-213.3.5
- 5 REQUIRED CLEAR SPACE AT DOORS PER 14A.2
- 6 TOILET PAPER DISPENSER WITHIN 7'-0" OF FRONT OF TOILET PER CBC 11B-605.1
- 7 5/8" OYSPUM BOARD CEILING
- 8 COMPLIANT DOOR SIGNAGE @ 60" A.F.F.
- 9 COMPLIANT URINAL PER CBC 11B-605
- 10 30" X 48" CLEAR SPACE PER CBC 11B-605.2
- 11 INSULATED DRAIN PIPING PER CBC 11B-606.5
- 12 ELECTRONICALLY OPERATED FAUCET TYP. CBC 11B-606.4
- 13 COMPLIANT GRAB BARS PER CBC 11B-604.5
- 14 60" X 48" MANEUVERING SPACE INSIDE ACCESSIBLE WC COMPARTMENT PER CBC 11B-604.1
- 15 RECESSED AIR HAND DRYER
- 16 STL. CEILING HUNG STALL PARTITIONS
- 17 40" MAX. TO OPERABLE PART OF TOILET ACCESSORY W/CONTROLS PER CBC 11B-604.1
- 18 PAINTED OYSPUM BOFFIT
- 19 WALL MOUNT TOILET
- 20 UNDERCOUNTER LIGHT FIXTURE
- 21 RECESSED WALL MOUNT PAPER TOWEL HOLDER AND TRASH CAN - BUILDING STANDARD
- 22 60" X 60" CLEAR SPACE AT SIDE ACCESS ADA TOILET PER CBC 11B-604.1.2
- 23 PER CBC 11B-604.1.1 TOE CLEARANCE AT WHEELCHAIR ACCESSIBLE TOILET COMPARTMENT
- 24 PARTITION MOUNTED SHARED TOILET PAPER SEAT COVER HOLDER
- 25 WALL MOUNTED TIE
- 26 FIXTURES AS FOLLOWS
URINAL: 0.5 GAL. PER FLUSH
WC: 1.28 GAL. PER FLUSH
METRIFIED FAUCET: 0.2 GAL. PER CYCLE
- 27 PAINTED OYSPUM BOARD CEILING
- 28 LINE OF FRP AT WALL



Copyright © 2018 by MacCracken Architects. All rights reserved. All drawings and notes remain the property of MacCracken Architects and are not to be reproduced, copied, or disseminated without the written consent of MacCracken Architects.

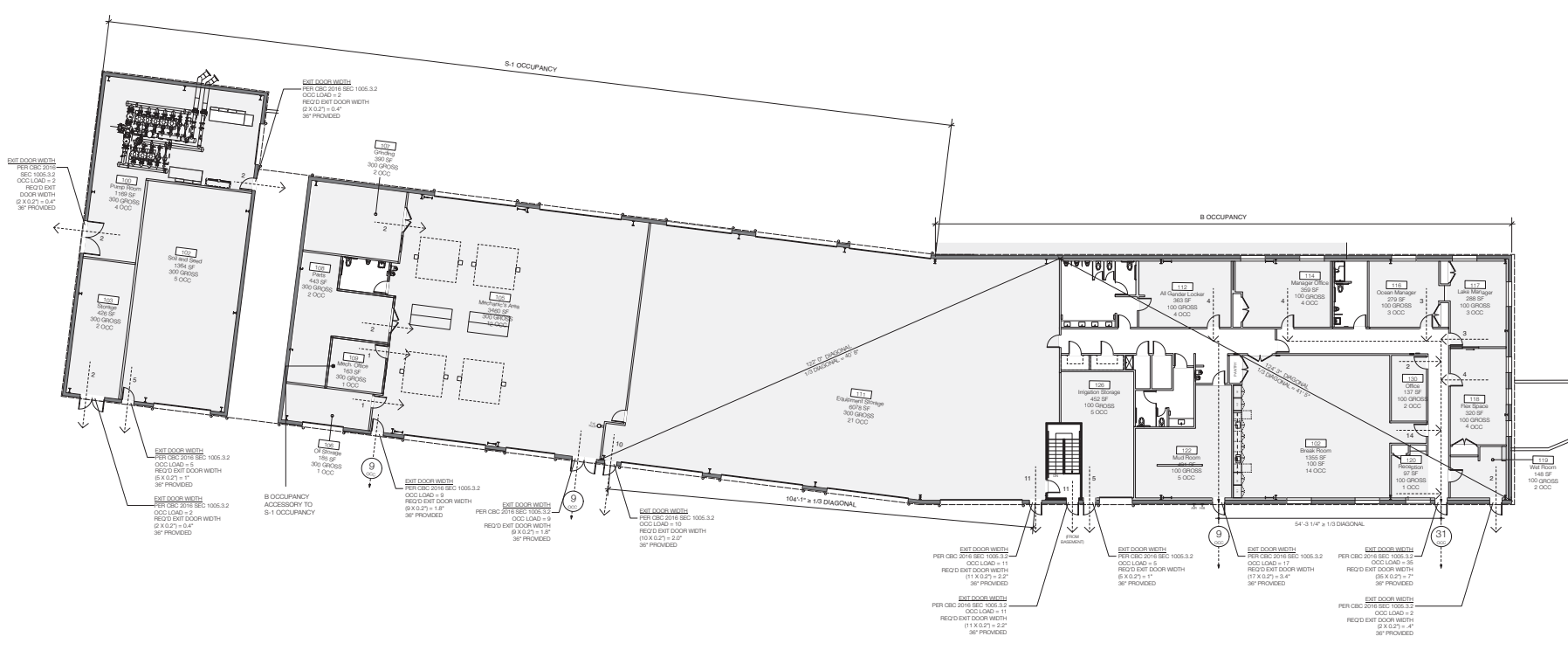
THE OLYMPIC CLUB
599 SKYLINE BOULEVARD
SAN FRANCISCO, CA
9 4 1 3 2

MACCRACKEN
ARCHITECTS
479 Ninth Street, 2nd floor
San Francisco, CA 94103
t: +1 415 487 2050
w: www.macarch.com

DATE: 07-30-18
PERMIT SUBMITTAL SET

SCALE: 1/2" = 1'-0"

ADA COMPLIANCE - BATHROOMS
A0.8

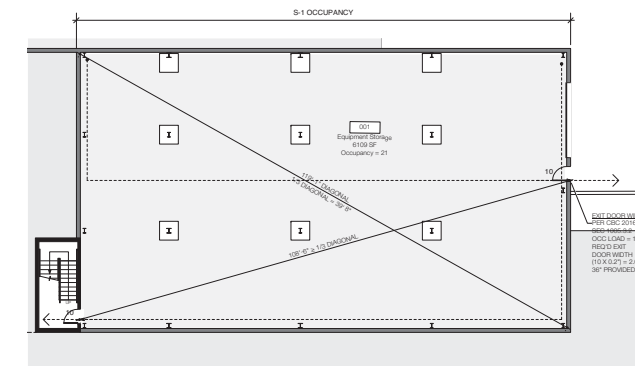


3 ADMINISTRATIVE AREA - EGRESS PLAN

RM #	SPACE	SQ. FT.	LOAD FACTOR	CAPACITY	EXITS REQUIRED	TRAVEL DISTANCE TO EXIT	OCCUPANCY	MAX TRAVEL DISTANCE
001	EQUIPMENT STORAGE	6109	300	21	1	1209'-0"	S-2	400'-0"
100	PUMP ROOM	756	300	3	1	620'-0"	S-2	400'-0"
102	FERTILIZER & SEED	1364	300	5	1	75'-0"	S-2	400'-0"
103	STORAGE	426	300	2	1	35'-11"	S-2	400'-0"
105	MELCHANGES AREA	3629	300	13	1	114'-2"	S-2	400'-0"
106	CULTUR	163	300	1	1	32'-11"	S-2	400'-0"
107	GRINDING	392	300	2	1	129'-2"	S-2	400'-0"
108	PARTS	301	300	2	1	105'-9"	S-2	400'-0"
109	MECH. OFFICE	175	300	1	1	96'-4"	S-2	400'-0"
111	EQUIPMENT STORAGE	6018	300	21	1	157'-7"	S-2	400'-0"
112	UNSEK LOCKER	378	100	4	1	75'-0"	B	300'-0"
114	MANAGER OFFICE	391	100	4	1	106'-7"	B	300'-0"
116	OCEAN MANAGER	301	100	4	1	73'-11"	B	300'-0"
117	LAKE MANAGER	309	100	4	1	71'-3"	B	300'-0"
118	FLEX	350	100	4	1	59'-0"	B	300'-0"
119	WET ROOM	165	100	2	1	27'-0"	B	300'-0"
120	RECEPTION	176	100	2	1	20'-8"	B	300'-0"
121	BREAK ROOM	1264	100	16	1	81'-6"	B	300'-0"
122	MAID ROOM	498	100	5	1	35'-1"	B	300'-0"
126	IRRIGATION STORAGE	456	100	5	1	39'-9"	B	300'-0"
130	OFFICE	137	100	2	1	58'-1"	B	300'-0"

EXITING SUMMARY	
OCCUPANCY GROUP PER CBC 304	B & S-1
LOAD FACTORS PER CBC TABLE 1004.1.2	B = BUSINESS AREA: 100 SF GROSS S-1 = 300 SF GROSS
EXIT ACCESS MAX TRAVEL DISTANCE	B = 300 FT S-1 = 400 FT

2 EXIT DATA



1 BASEMENT - EXITING/OCCUPANCY PLAN

SHEET NOTES:



Copyright © 2014 by MacCracken Architects. All rights reserved. All drawings and written material appearing herein constitute original and copyrighted work of the Architect and may not be duplicated, used or disclosed without the written consent of the MacCracken Architects.

THE OLYMPIC CLUB
599 SKYLINE BOULEVARD
SAN FRANCISCO, CA
9 4 1 3 2

MACCRACKEN
ARCHITECTS
479 Ninth Street, 2nd floor
San Francisco, CA 94103
t: 415-487-2050
w: www.macarchs.com

DATE: 07-30-18

PERMIT SUBMITTAL SET

NOT TO SCALE

EXITING DIAGRAMS

A0.9

SHEET NOTES:



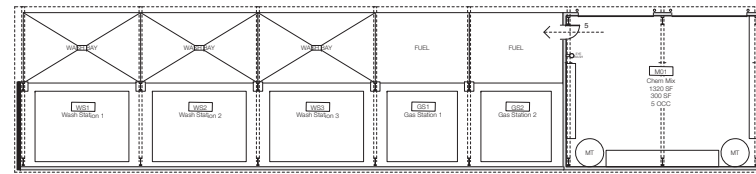
Copyright © 2018 by MacCracken Architects. All rights reserved. All drawings and written material appearing herein constitute original and unpublished work of the Architect and may not be duplicated, used or disclosed without the written consent of the MacCracken Architects.

THE OLYMPIC CLUB
599 SKYLINE BOULEVARD
SAN FRANCISCO, CA
9 4 1 3 2

MACCRACKEN
ARCHITECTS
479 Ninth Street, 2nd floor
San Francisco, CA 94103
t e l : + 1 5 - 4 8 7 - 2 0 5 0
w e b : www.macarchs.com

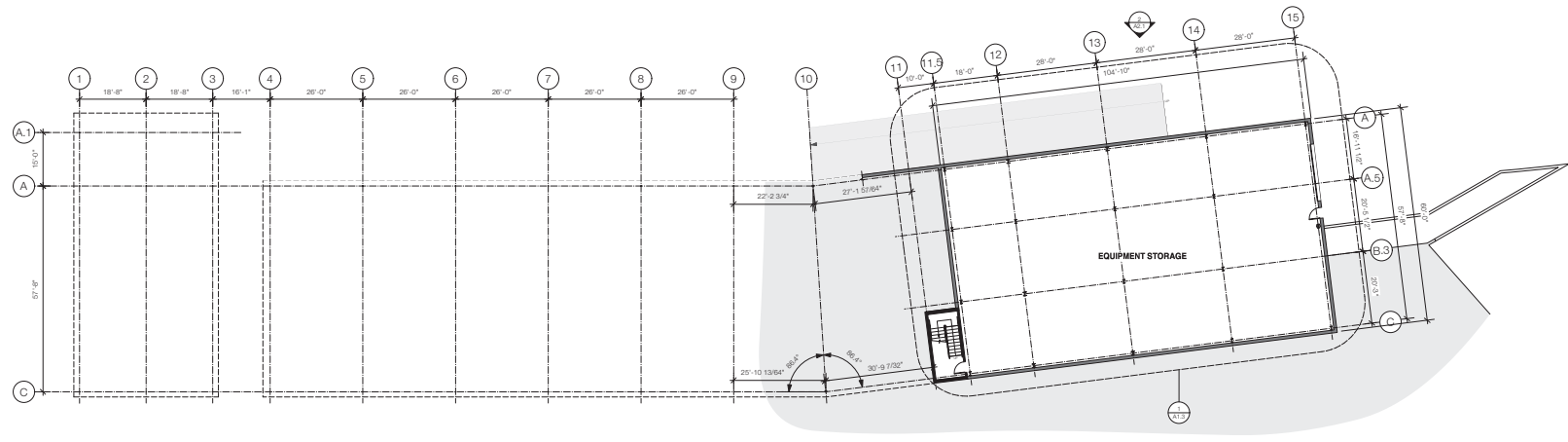
DATE: 07-26-18
PERMIT SUBMITTAL SET
NOT TO SCALE

EXITING DIAGRAMS
A0.10

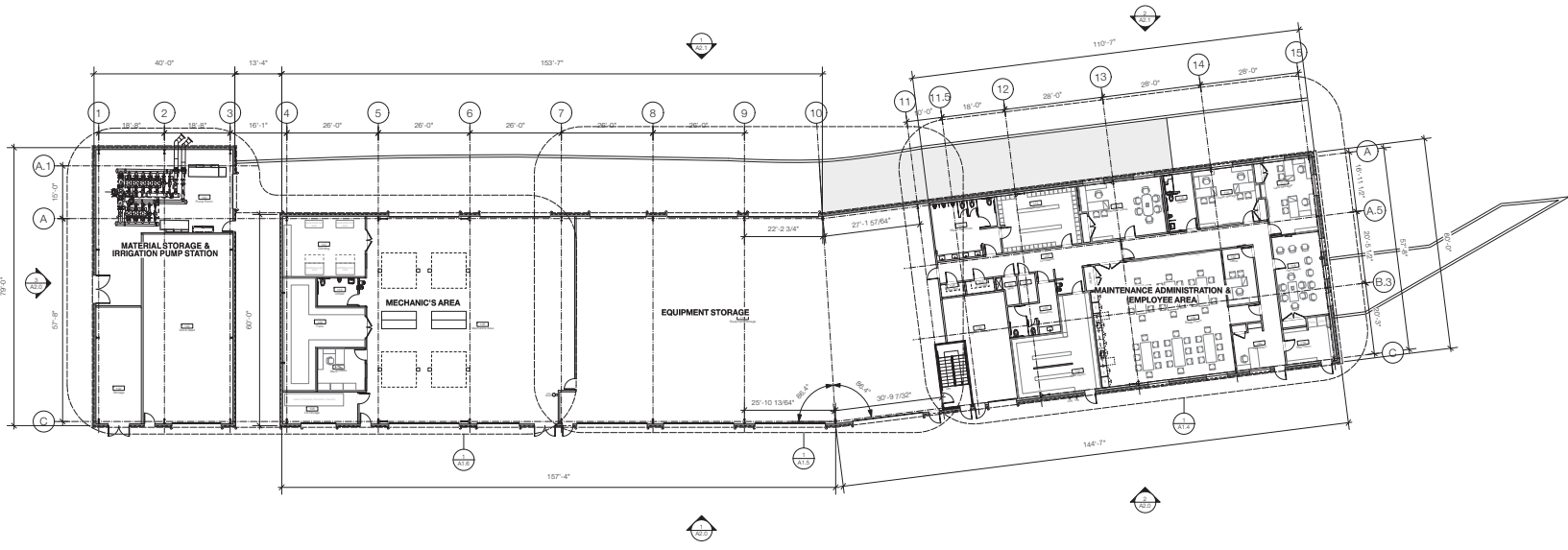


GREEN WASTE

1 CHEM MIX BUILDING - EGRESS PLAN



2 GOLF MAINTENANCE BUILDING - PROPOSED BASEMENT LEVEL REFERENCE PLAN



1 GOLF MAINTENANCE BUILDING - PROPOSED GRADE LEVEL REFERENCE PLAN

SHEET NOTES:



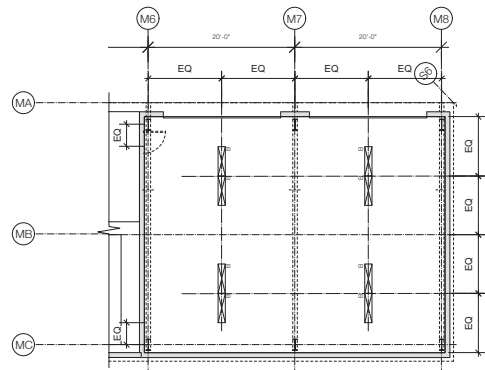
Copyright © 2018 by MacCracken Architects. All rights reserved. All drawings and written material appearing herein constitute original and unpublished works of the Architect and may not be duplicated, used or disclosed without the written consent of MacCracken Architects.

THE OLYMPIC CLUB
599 SKYLINE BOULEVARD
SAN FRANCISCO, CA
9 4 1 3 2

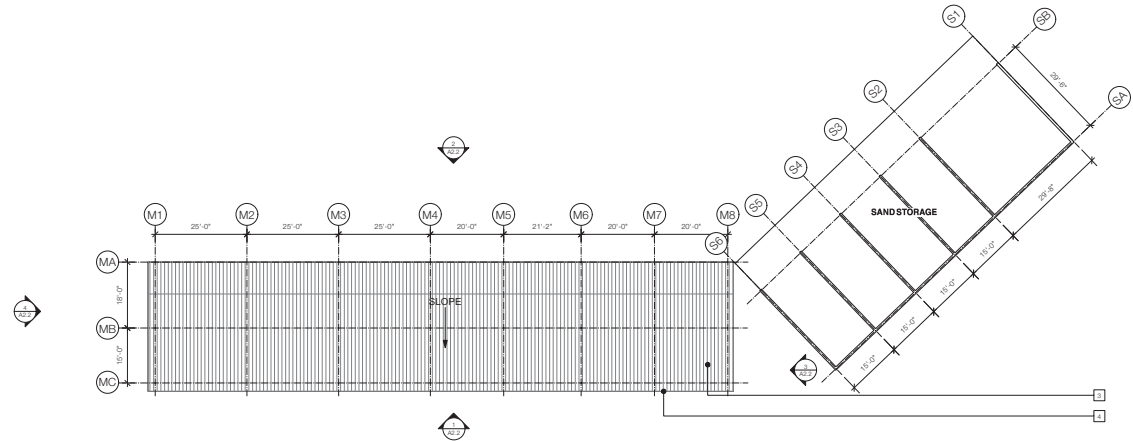
MACCRACKEN
ARCHITECTS
479 Ninth Street, 2nd floor
San Francisco, CA 94103
t +1 415 487 2050
wcb: www.macarchs.com

DATE: 07-20-18
PERMIT SUBMITTAL SET
SCALE: 1/8" = 1'-0"

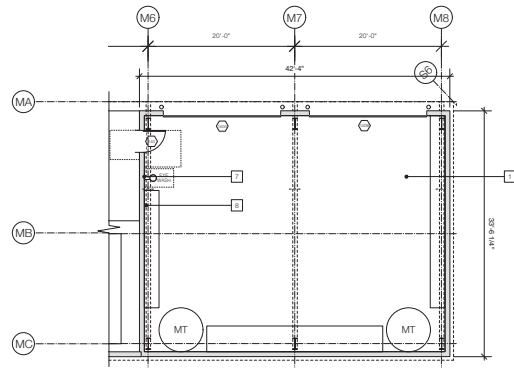
GOLF MAINTENANCE BLDG - PLANS
A1.0



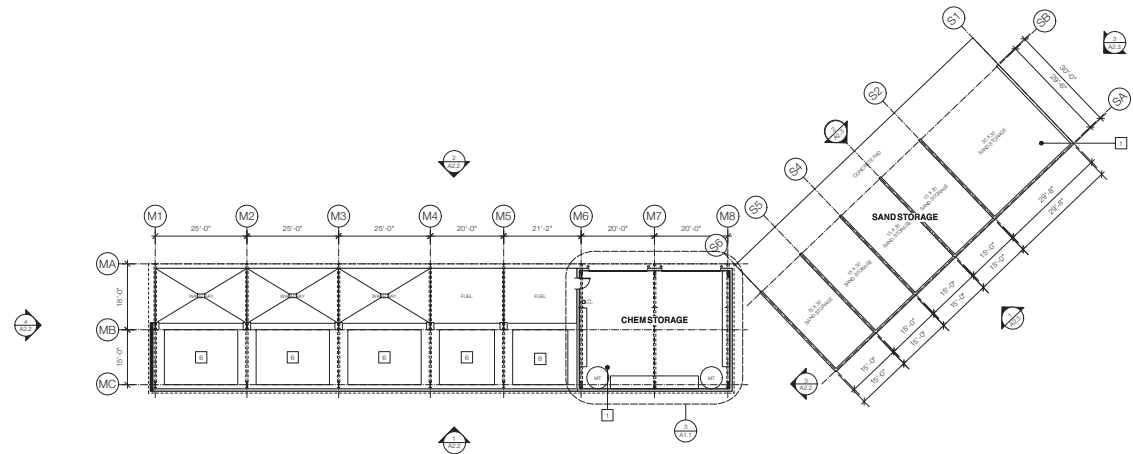
4 CHEMICAL STORAGE - ENLARGED REFLECTED CEILING PLAN
SCALE: 1/8" = 1'-0"



2 GOLF MAINTENANCE CANOPY BUILDING - ROOF PLAN



3 CHEMICAL STORAGE - ENLARGED PLAN
SCALE: 1/8" = 1'-0"



1 GOLF MAINTENANCE CANOPY BUILDING

- SHEET NOTES:**
- 1 CONCRETE SLAB ON GRADE, S.S.D.
 - 2 SKYLIGHT - SEE A&D
 - 3 STANDING SEAM METAL ROOF - SEE SPECS
 - 4 GUTTER TYP - SEE ELEVATIONS
 - 5 NOT USED
 - 6 FOR WASH-FUEL STATION LIGHTING SEE E2.2
 - 7 PROVIDE PLUMBING FOR WALL MOUNTED EYE WASH STATION
 - 8 ELEC PANEL - COORDINATE ON ELEC DRAWINGS



Copyright © 2018 by MacCracken Architects. All rights reserved. All drawings and written material appearing herein, constitute original and copyrighted work of the Architect and may not be duplicated, used or disclosed without the written consent of the MacCracken Architects.

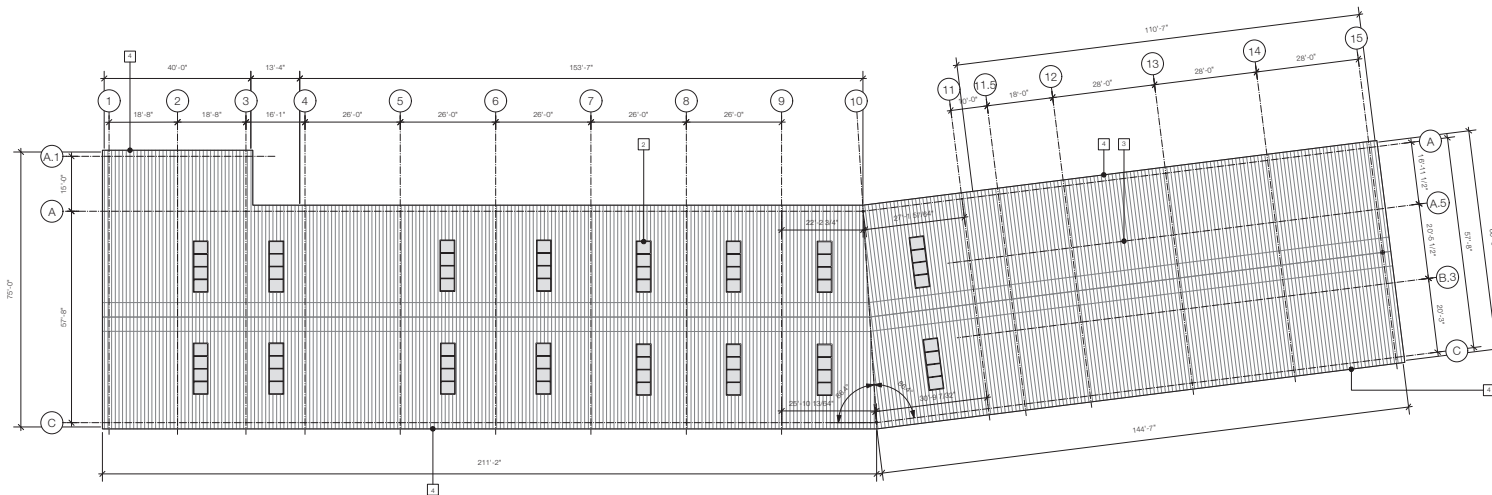
THE OLYMPIC CLUB
599 SKYLINE BOULEVARD
SAN FRANCISCO, CA
9 4 1 3 2

MACCRACKEN
ARCHITECTS
479 Ninth Street, 2nd floor
San Francisco, CA 94103
t +1 415 487 2050
wcb: www.macarchs.com

DATE: 07-30-18
PERMIT SUBMITTAL SET

SCALE: 1/8" = 1'-0" U.O.N.

CHEMICAL MIX BLDG - PLAN
A1.1



- SHEET NOTES:**
- 1 CONCRETE SLAB ON GRADE, S.S.D.
 - 2 SKYLIGHT - SEE A&D
 - 3 STANDING SEAM METAL ROOF - SEE SPECS
 - 4 GUTTER TYP - SEE ELEVATIONS
 - 5 NOT USED
 - 6 FOR WASH/FUEL STATION LIGHTING SEE E2.2
 - 7 PROVIDE PLUMBING FOR WALL MOUNTED EYE WASH STATION
 - 8 ELEC PANEL - COORDINATE ON ELEC DRAWINGS



Copyright © 2018 by MacCracken Architects. All rights reserved. All drawings and written material appearing herein, constitute original and unpublished works of the Architect and may not be duplicated, used or disclosed without the written consent of the MacCracken Architects.

THE OLYMPIC CLUB
599 SKYLINE BOULEVARD
SAN FRANCISCO, CA
9 4 1 3 2

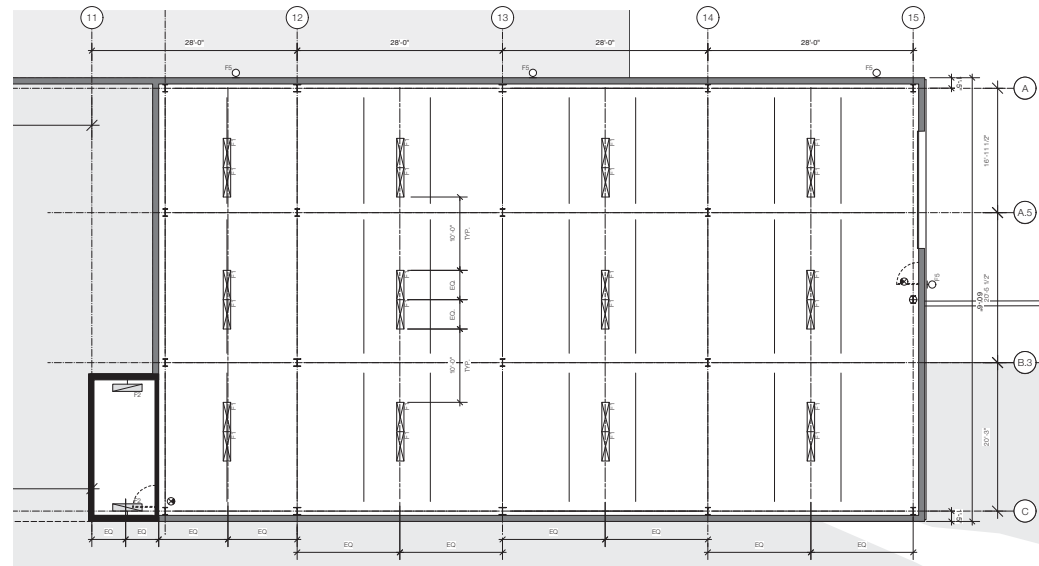
MACCRACKEN
ARCHITECTS
479 Ninth Street, 2nd floor
San Francisco, CA 94103
t e l + 4 1 5 - 4 8 7 - 2 0 5 0
w e b : www.macarchs.com

DATE: 07-26-18
PERMIT SUBMITTAL SET
SCALE: 1/4" = 1'-0"

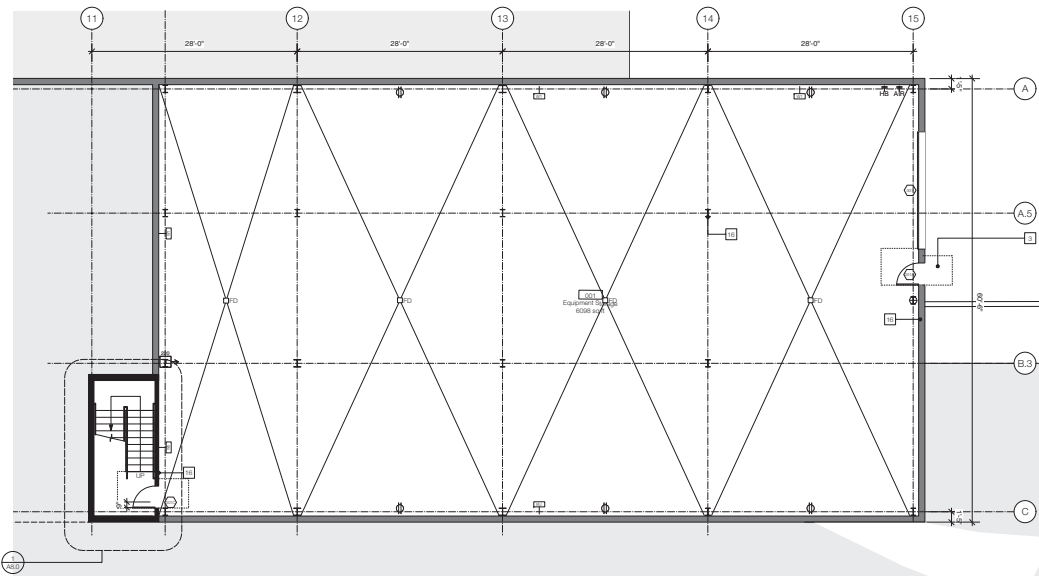


RCP LEGEND:		
SYMBOL	DESCRIPTION	NOTES
	202 HEAVY DUTY CEILING GRID @ 9'-0" A.F.F.	
	SUSPENDED GYPSUM BOARD CEILING @ 9'-0"	
	2 x 4 RECESSED	
	1 x 4 SURFACE MOUNTED	
	2 x 3 RECESSED	
	6" DIAMETER DOWNLIGHT	
	LED UNDER COUNTER FIXTURE	
	2 x 4 RECESSED	
	BATHROOM LED VANITY FIXTURE ON TIMER W/ MOTION SENSOR OVERRISE	
	OUTDOOR WALL MOUNT	SEE ELEVATIONS FOR MOUNTING HEIGHT
	8" SURFACE MOUNTED, EXPLOSION PROOF	
	1 x 4 SURFACE MOUNTED	
	8" SURFACE MOUNTED WITH EMERGENCY BATTERY BACKUP	
	CEILING MOUNTED BLADE TYPE EXIT SIGN	SHADED AREA DENOTES FACE DIRECTION - ARROWS DENOTE EXIT DIRECTION
	WALL MOUNTED BLADE TYPE EXIT SIGN	SHADED AREA DENOTES FACE DIRECTION - ARROWS DENOTE EXIT DIRECTION

ELECTRICAL LEGEND:		
	WALL MOUNTED DEDICATED CIRCUIT GROUND FAULT INTERRUPTER OUTLET @ 1'6" A.F.F. U.O.N.	
	WALL MOUNTED GROUND FAULT INTERRUPTER OUTLET @ 1'6" A.F.F. U.O.N.	
	FLOOR MOUNTED DUPLEX OUTLET	
	WALL MOUNTED DUPLEX OUTLET @ 1'6" A.F.F. U.O.N.	
	WALL MOUNTED DEDICATED CIRCUIT 20 AMP DUPLEX OUTLET @ 1'6" A.F.F. U.O.N.	
	WALL MOUNTED QUAD OUTLET @ 1'6" A.F.F. U.O.N.	
	1x VOICE & 1x DATA SINGLE GANG BOX & CONDUIT @ 1'6" A.F.F. TO CEILING AREA	
	1x VOICE & 2x DATA SINGLE GANG BOX & CONDUIT @ 1'6" A.F.F. TO CEILING AREA W/ TERMINATION FACEPLATE	
	1x VOICE & 2x DATA SINGLE GANG BOX & CONDUIT @ 1'6" A.F.F. TO CEILING AREA W/ TERMINATION FACEPLATE	
	1x VOICE & 2x DATA FLOOR MOUNTED SINGLE GANG BOX & CONDUIT @ 1'6" A.F.F. TO CEILING AREA W/ TERMINATION FACEPLATE	
	1x DATA AND DUPLEX OUTLET IN CEILING	
	RECESSED DUPLEX OUTLET @ 6" A.F.F. W/ CONDUIT TO ABOVE CEILING AREA	
	110V J-BOX FOR ELECTRIC EQUIPMENT	
	220V J-BOX FOR ELECTRIC EQUIPMENT	



2 BASEMENT EQUIPMENT STORAGE - REFLECTED CEILING PLAN



1 BASEMENT EQUIPMENT STORAGE AREA - ENLARGED PLAN

SHEET NOTES:

- 1) PREFABRICATED METAL BUILDING
- 2) CHAIN LINK CHAIN ENCLOSURE TO 9'-0"
- 3) CHAIN LINK ENCLOSURE FOR STORAGE
- 4) LINE OF BROUGHT ABOVE
- 5) CEILING OPEN TO STRUCTURE ABOVE
- 6) N.I.C. OWNER PROVIDED VEHICLE LIFT - PROVIDE 220V POWER & VERIFY SLAB REQUIREMENTS
- 7) N.I.C. OWNER PROVIDED CHENDING/HAPPENING EQUIPMENT - PROVIDE 220V
- 8) N.I.C. LINE OF OWNER PROVIDED EQUIPMENT
- 9) N.I.C. SHELVING PROVIDED BY OWNER
- 10) 8" X 15" X 15" PAINTED STEEL LOCKERS ON FLOOR POLE/M
- 11) LOCATION FOR WALL MOUNTED EYE WASH STATION
- 12) SEMI-RECESSED FIRE EXTINGUISHER CABINET
- 13) PROVIDE WASH-OR-DRYER HOOK UP FOR OWNER PROVIDED EQUIPMENT - WASH VENTS TO OUTSIDE FOR FUTURE EQUIPMENT TO REMAIN
- 14) EXISTING FRICTION PUMPS & SUPPORT EQUIPMENT TO REMAIN
- 15) PROVIDE J-BOX FOR OWNER PROVIDED COMPRESSOR-VERIFY VOLTAGE REQUIRED
- 16) SURFACE MT FIRE EXTINGUISHER CABINET
- 17) UNDER COUNTER OUTLET FOR DISHWASHER
- 18) UPPER OUTLET @ 40" FOR CASHWORN
- 19) UNDERCOUNTER SWITCHED OUTLET FOR GARBAGE DISPOSAL
- 20) OUTLET @ 44" A.F.F. FOR COUNTER USE
- 21) J-BOX FOR HAND DRYER
- 22) TERMINATE ALL ADMIN DATA CABLES TO THIS LOCATION
- 23) PROVIDE POWER TO DESIGN / BUILD / HVAC / FANS / MECHANICAL UNITS AS REQUIRED
- 24) (B) PUMP ELECTRICAL TO REMAIN
- 25) PROVIDE POWER TO IN VEHICLE LIFTS
- 26) PROVIDE 1/2" WATER LINE @ 110" FROM TO EYE WASH STATION
- 27) PROVIDE 3/4" PAINTED STEEL BOLARD @ VEHICLE ENTRANCES & CORNERS - SEE A-5
- 28) REQUIRED CLEAR SPACE AT EXT. DOORS TYP. SEE A-3



Copyright © 2018 by MacCracken Architects. All rights reserved. All drawings and notes remain the property of MacCracken Architects. No part of this drawing may be reproduced or transmitted in any form or by any means, electronic or mechanical, including photocopying, recording, or by any information storage and retrieval system, without the written consent of MacCracken Architects.

THE OLYMPIC CLUB
599 SKYLINE BOULEVARD
SAN FRANCISCO, CA
9 4 1 3 2

MACCRACKEN
ARCHITECTS
479 Ninth Street, 2nd floor
San Francisco, CA 94103
t + 1 4 1 5 4 8 7 2 0 5 0
w c b : www.macarchs.com

DATE: 07-30-18
PERMIT SUBMITTAL SET

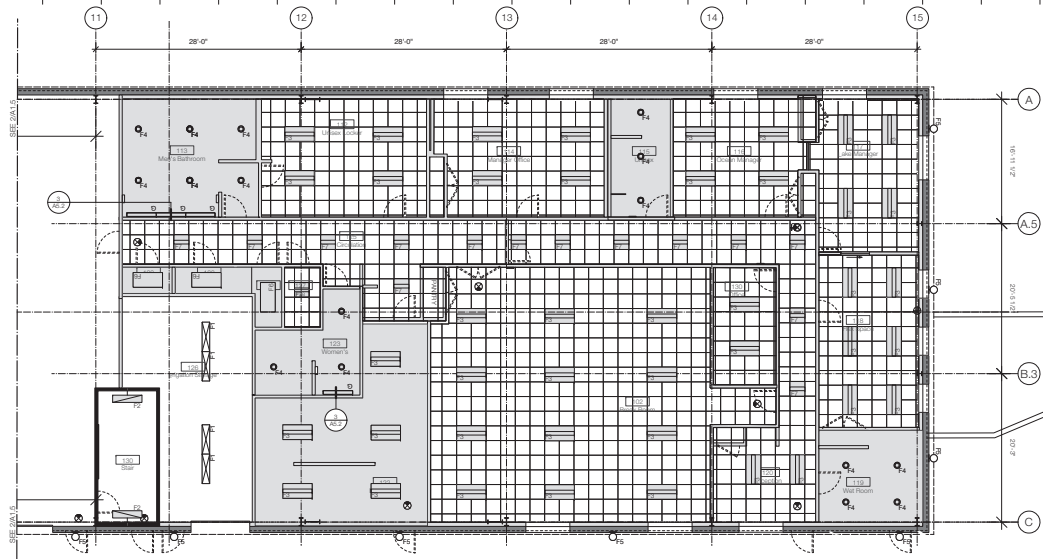
SCALE: 1/8" = 1'-0"

BASEMENT AREA - ENLARGED PLAN & RCP

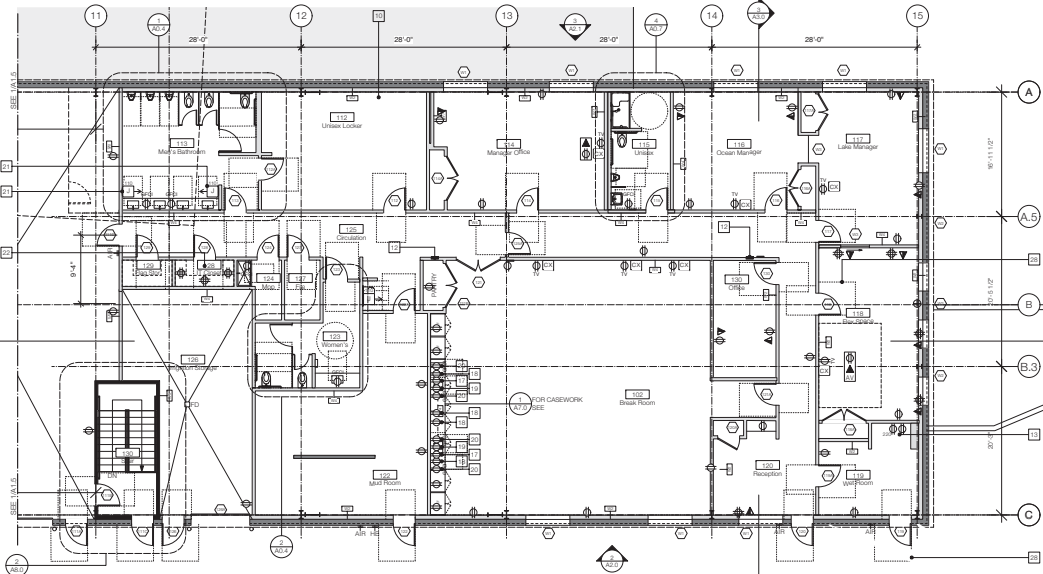
A1.3

RCP LEGEND:		
SYMBOL	DESCRIPTION	NOTES
	202 HEAVY DUTY CEILING GRID @ 9'-0" A.F.F.	
	SUSPENDED GYPSUM 80 CEILING @ 9'-0"	
	2 x 4 RECESSED	
	1 x 4 SURFACE MOUNTED	
	2 x 3 RECESSED	
	6" DIAMETER DOWNLIGHT	
	LED UNDER COUNTER FIXTURE	
	2 x 4 RECESSED	
	BATHROOM LED VALANCE FIXTURE ON TIMER W/ MOTION SENSOR OVERRIDE	
	OUTDOOR WALL MOUNT	SEE ELEVATIONS FOR MOUNTING HEIGHT
	8" SURFACE MOUNTED EXPLOSION PROOF	
	1 x 4 SURFACE MOUNTED	
	8" SURFACE MOUNTED WITH EMERGENCY BATTERY BACKUP	
	CEILING MOUNTED BLADE TYPE EXIT SIGN	SHADED AREA DENOTES FACE DIRECTION - ARROWS DENOTE EXIT DIRECTION
	WALL MOUNTED BLADE TYPE EXIT SIGN	SHADED AREA DENOTES FACE DIRECTION - ARROWS DENOTE EXIT DIRECTION

ELECTRICAL LEGEND:		
	WALL MOUNTED DEDICATED CIRCUIT GROUND FAULT INTERRUPTER OUTLET @ 1" A.F.F. U.O.N.	
	WALL MOUNTED GROUND FAULT INTERRUPTER OUTLET @ 1" A.F.F. U.O.N.	
	FLOOR MOUNTED DUPLEX OUTLET	
	WALL MOUNTED DUPLEX OUTLET @ 1" A.F.F. U.O.N.	
	WALL MOUNTED DEDICATED CIRCUIT 20 AMP DUPLEX OUTLET @ 1" A.F.F. U.O.N.	
	WALL MOUNTED QUAD OUTLET @ 1" A.F.F. U.O.N.	
	1" VOICE & 1" DATA SINGLE GANG BOX & CONDUIT @ 1" A.F.F. TO CEILING AREA	
	1" VOICE & 2" DATA SINGLE GANG BOX & CONDUIT @ 1" A.F.F. TO CEILING AREA W/ TERMINATION FACEPLATE	
	2" VOICE & 2" DATA SINGLE GANG BOX & CONDUIT @ 1" A.F.F. TO CEILING AREA W/ TERMINATION FACEPLATE	
	1" VOICE & 2" DATA FLOOR MOUNTED SINGLE GANG BOX & CONDUIT @ 1" A.F.F. TO CEILING AREA W/ TERMINATION FACEPLATE	
	1" DATA AND DUPLEX OUTLET IN CEILING	
	RECESSED DUPLEX OUTLET @ 6" A.F.F. W/ CONDUIT TO ABOVE CEILING AREA	
	110V. BOX FOR ELECTRIC EQUIPMENT	
	220V. BOX FOR ELECTRIC EQUIPMENT	
	1/2" COLD WATER LINE TO HOSE BIB @ 1" A.F.F.	
	1" GALVANIZED LINE TO AIR COMPRESSOR PROVIDE 1/2" FEMALE QUICK CONNECT	
	COAX CABLE TO CABLE PROVIDER POINT OF CONNECTION	
	220V OUTLET FOR ELECTRIC CLOTHES DRYER	



2 ADMINISTRATIVE AREA - REFLECTED CEILING PLAN



1 ADMINISTRATIVE AREA - ENLARGED PLAN

- SHEET NOTES:**
- 1 PRE-FABRICATED METAL BUILDING
 - 2 CHAIN LINK ENCLOSURE TO 9'-0"
 - 3 CHAIN LINK ENCLOSURE FOR STORAGE
 - 4 LINE OF BROWLIGHT ABOVE
 - 5 CEILING OPEN TO STRUCTURE ABOVE
 - 6 N.I.C. OWNER PROVIDED VEHICLE LIFT - PROVIDE 220 POWER & VERIFY SLAB REQUIREMENTS
 - 7 N.I.C. OWNER PROVIDED CHANGING/STAFFING EQUIPMENT - PROVIDE 220V
 - 8 N.I.C. LINE OF OWNER PROVIDED EQUIPMENT
 - 9 N.I.C. SHELVING PROVIDED BY OWNER
 - 10 8" X 15" X 15" PAINTED STEEL LOCKERS ON FLOOR POLE/M
 - 11 LOCATION FOR WALL MOUNTED EYE WASH STATION
 - 12 20" RECESSED FIRE EXTINGUISHER CABINET
 - 13 PROVIDE WASH/RYER HOOK UP FOR OWNER PROVIDED EQUIPMENT - W/ EX VENTS TO OUTSIDE FOR FUTURE EQUIPMENT TO REMAIN
 - 14 EXISTING FRICTION PUMPS & SUPPORT EQUIPMENT TO REMAIN
 - 15 PROVIDE J-BOX FOR OWNER PROVIDED COMPRESSOR - VERIFY VOLTAGE REQUIRED
 - 16 SURFACE M/T FIRE EXTINGUISHER CABINET
 - 17 UNDER COUNTER OULET FOR DISHWASHER
 - 18 UPPER OUTLET @ 6" FOR CASHBOOK
 - 19 UNDERCOUNTER SWITCHED OUTLET FOR GARBAGE DISPOSAL
 - 20 OUTLET @ 4" A.F.F. FOR COUNTER USE
 - 21 J-BOX FOR HAND DRYER
 - 22 TERMINATE ALL ADMIN DATA CABLES TO THIS LOCATION
 - 23 PROVIDE POWER TO DESIGN / BUILD / HVAC / FANS / MECHANICAL UNITS AS REQUIRED
 - 24 (B) PUMP ELECTRICAL TO REMAIN
 - 25 PROVIDE POWER TO 24 VEHICLE LIFTS
 - 26 PROVIDE 1/2" WATER LINE 1 1/2" ODM TO EYE WASH STATION
 - 27 PROVIDE 3/4" PAINTED STEEL BOLLARD @ VEHICLE ENTRANCES & CORNERS - SEE A5.3
 - 28 REQUIRED CLEAR SPACE AT EXT. DOORS TYP. SEE A0.3



Copyright © 2018 by MacCracken Architects. All rights reserved. All drawings and written material appearing herein, constitute original and copyrighted work of the Architect and may not be duplicated, used or disclosed without written consent of the MacCracken Architects.

THE OLYMPIC CLUB
599 SKYLINE BOULEVARD
SAN FRANCISCO, CA
9 4 1 3 2

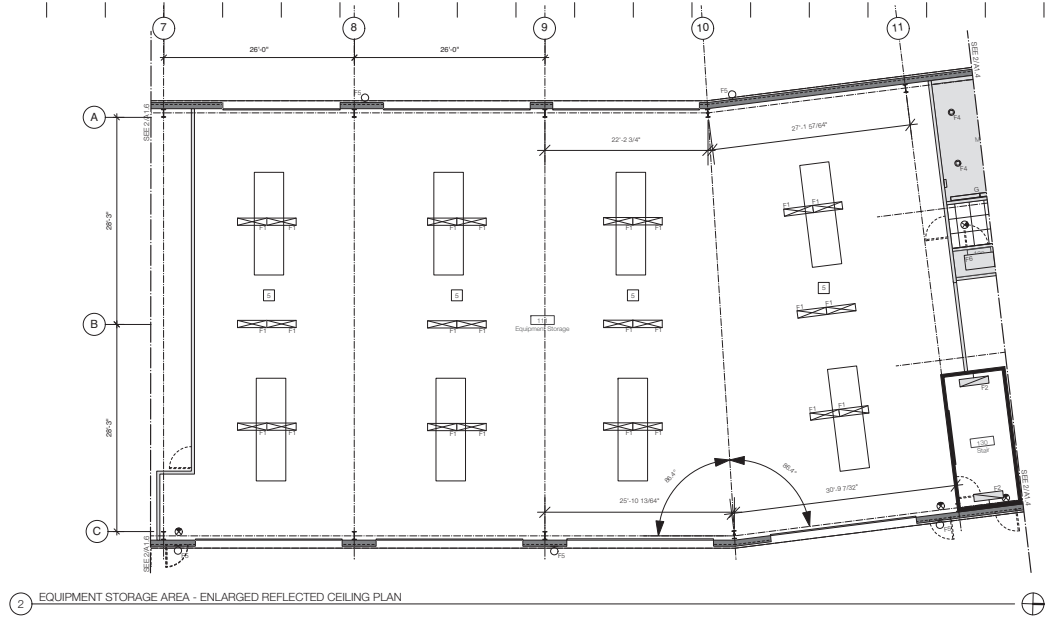
MACCRACKEN ARCHITECTS
479 Ninth Street, 2nd floor
San Francisco, CA 94103
t + 1 4 1 5 4 8 7 2 0 5 8
w b i : w w w . m a c c r a c k e n . c o m

DATE: 07-30-18
PERMIT SUBMITTAL SET
SCALE: 1/8" = 1'-0"

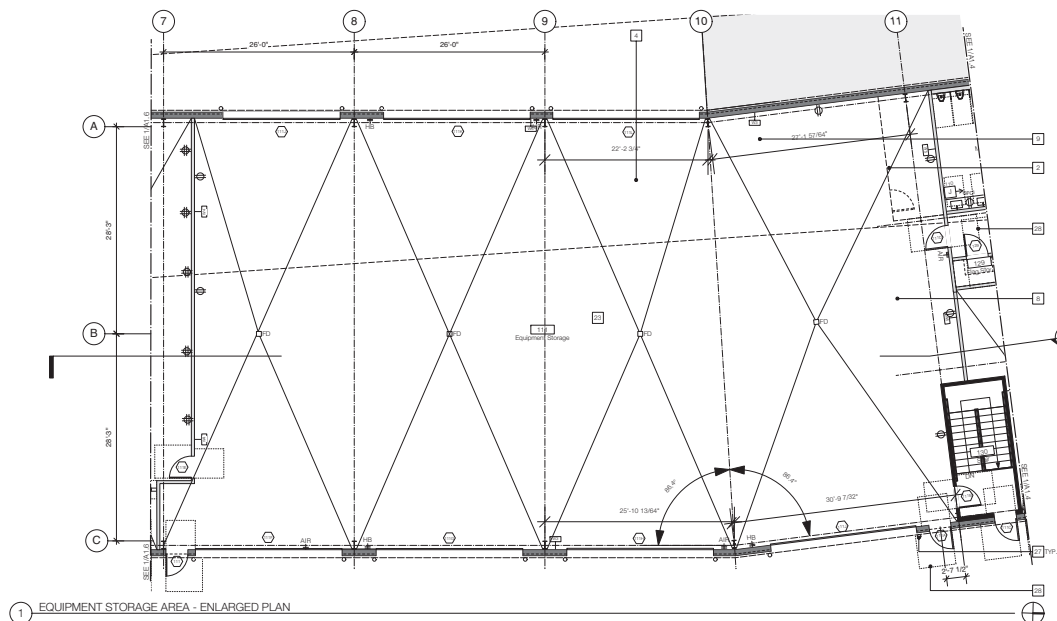
ADMIN AREA - ENLARGED PLAN & RCP
A1.4

RCP LEGEND:		
SYMBOL	DESCRIPTION	NOTES
	202 HEAVY DUTY CEILING GRID @ 9'-0" A.F.F.	
	SUSPENDED GYPSUM BOARD CEILING @ 9'-0"	
	2 x 4 RECESSED	
	1 x 4 SURFACE MOUNTED	
	2 x 3 RECESSED	
	6" DIAMETER DOWNLIGHT	
	LED UNDER COUNTER FIXTURE	
	2 x 4 RECESSED	
	BATHROOM LED VALANCE FIXTURE ON TIMER W/ MOTION SENSOR OVERRIDE	
	OUTDOOR WALL MOUNT	SEE ELEVATIONS FOR MOUNTING HEIGHT
	8" SURFACE MOUNTED EXPLOSION PROOF	
	1 x 4 SURFACE MOUNTED	
	8" SURFACE MOUNTED WITH EMERGENCY BATTERY BACKUP	
	CEILING MOUNTED BLADE TYPE EXIT SIGN	SHADED AREA DENOTES FACE DIRECTION - ARROWS DENOTE EXIT DIRECTION
	WALL MOUNTED BLADE TYPE EXIT SIGN	SHADED AREA DENOTES FACE DIRECTION - ARROWS DENOTE EXIT DIRECTION

ELECTRICAL LEGEND:		
	WALL MOUNTED DEDICATED CIRCUIT GROUND FAULT INTERRUPTER OUTLET @ 1" A.F.F. U.O.N.	
	WALL MOUNTED GROUND FAULT INTERRUPTER OUTLET @ 1" A.F.F. U.O.N.	
	FLOOR MOUNTED DUPLEX OUTLET	
	WALL MOUNTED DUPLEX OUTLET @ 1" A.F.F. U.O.N.	
	WALL MOUNTED DEDICATED CIRCUIT 20 AMP DUPLEX OUTLET @ 1" A.F.F. U.O.N.	
	WALL MOUNTED QUAD OUTLET @ 1" A.F.F. U.O.N.	
	1A VOICE & 1A DATA SINGLE GANG BOX & CONDUIT @ 1" A.F.F. TO CEILING AREA	
	1A VOICE & 2A DATA SINGLE GANG BOX & CONDUIT @ 1" A.F.F. TO CEILING AREA W/ TERMINATION FACEPLATE	
	2A VOICE & 2A DATA SINGLE GANG BOX & CONDUIT @ 1" A.F.F. TO CEILING AREA W/ TERMINATION FACEPLATE	
	1A VOICE & 2A DATA FLOOR MOUNTED SINGLE GANG BOX & CONDUIT @ 1" A.F.F. TO CEILING AREA W/ TERMINATION FACEPLATE	
	1A DATA AND DUPLEX OUTLET IN CEILING	
	RECESSED DUPLEX OUTLET @ 6" A.F.F. W/ CONDUIT TO ABOVE CEILING AREA	
	110V BOX FOR ELECTRIC EQUIPMENT	
	220V BOX FOR ELECTRIC EQUIPMENT	
	1/2" COLD WATER LINE TO HOSE BIB @ 1" A.F.F.	
	1" GALVANIZED LINE TO AIR COMPRESSOR PROVIDE 1/2" FEMALE QUICK CONNECT	
	COAX CABLE TO CABLE PROVIDER POINT OF CONNECTION	
	220V OUTLET FOR ELECTRIC CLOTHES DRYER	



2 EQUIPMENT STORAGE AREA - ENLARGED REFLECTED CEILING PLAN



1 EQUIPMENT STORAGE AREA - ENLARGED PLAN

- SHEET NOTES:**
1. PREFABRICATED METAL BUILDING
 2. CHAIN LINK CHAIN ENCLOSURE TO 9'-0"
 3. CHAIN LINK ENCLOSURE FOR STORAGE
 4. LINE OF BROUGHT ABOVE
 5. CEILING OPEN TO STRUCTURE ABOVE
 6. N.I.C. OWNER PROVIDED VEHICLE LIFT - PROVIDE 220V POWER & VERIFY SLAB REQUIREMENTS
 7. N.I.C. OWNER PROVIDED CHANGING/HAIRDRESSING EQUIPMENT - PROVIDE 220V
 8. N.I.C. OWNER PROVIDED EQUIPMENT
 9. N.I.C. SHELVING PROVIDED BY OWNER
 10. 8" X 15" X 15" PAINTED STEEL LOCKERS ON FLOOR POLE/M
 11. LOCATION FOR WALL MOUNTED EYE WASH STATION
 12. SEMI-RECESSED FIRE EXTINGUISHER CABINET
 13. PROVIDE WASHER/DRYER HOOK UP FOR OWNER PROVIDED EQUIPMENT - W/ EXISTING VENTS TO OUTSIDE FOR FUTURE EQUIPMENT TO REMAIN
 14. EXISTING FRICTION PUMPS & SUPPORT EQUIPMENT TO REMAIN
 15. PROVIDE J BOX FOR OWNER PROVIDED COMPRESSOR - VERIFY VOLTAGE REQUIRED
 16. SURFACE M/T FIRE EXTINGUISHER CABINET
 17. UNDER COUNTER OULET FOR DISHWASHER
 18. UPPER OULET @ 40" FOR CASHBOOK
 19. UNDERCOUNTER SWITCHED OULET FOR GARBAGE DISPOSAL
 20. OULET @ 44" A.F.F. FOR COUNTER USE
 21. J-BOX FOR HAND DRYER
 22. TERMINATE ALL ADMIN DATA CABLES TO THIS LOCATION
 23. PROVIDE POWER TO DESIGN / BUILD / HVAC / FANS / MECHANICAL UNITS AS REQUIRED
 24. (B) PUMP ELECTRICAL TO REMAIN
 25. PROVIDE POWER TO AIR VEHICLE LIFTS
 26. PROVIDE 1/2" WATER LINE @ 110" DIAM TO EYE WASH STATION
 27. PROVIDE 3/4" PAINTED STEEL BOLLARD @ VEHICLE ENTRANCES & CORNERS - SEE A-5
 28. REQUIRED CLEAR SPACE AT EXT. DOORS TYP. SEE A-3



Copyright © 2018, by MacCracken Architects. All rights reserved. All drawings and written material appearing herein, constitute original and copyrighted work of the Architect and may not be duplicated, used or disclosed without written consent of the Architect/Architects.

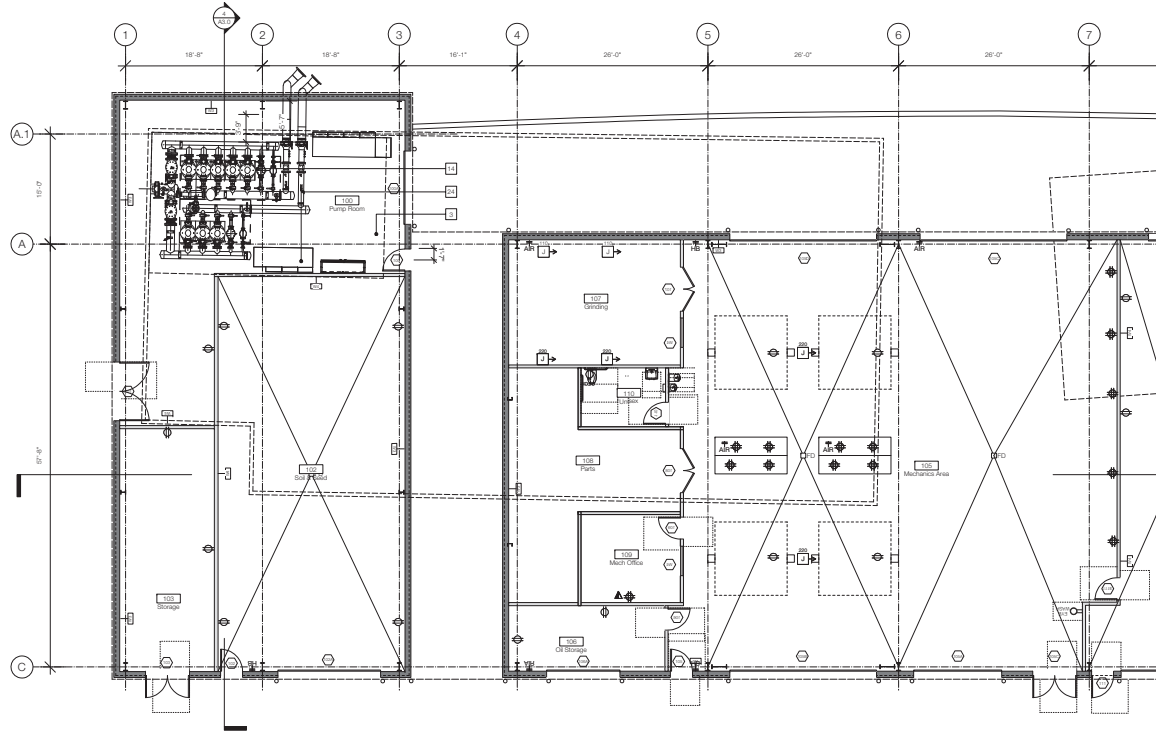
THE OLYMPIC CLUB
 599 SKYLINE BOULEVARD
 SAN FRANCISCO, CA
 9 4 1 3 2

MACCRACKEN ARCHITECTS
 479 Ninth Street, 2nd floor
 San Francisco, CA 94103
 t e l : 4 1 5 - 4 8 7 - 2 0 5 8
 w e b : www.macarchs.com

DATE: 07-30-18
 PERMIT SUBMITTAL SET
 SCALE: 1/8" = 1'-0"

ADMIN AREA - ENLARGED PLAN & RCP
A1.5

ELECTRICAL LEGEND:			
⊕	WALL MOUNTED DEDICATED CIRCUIT GROUND FAULT INTERRUPTER OUTLET @ 18" A.F.F. U.O.N.	⊕	1/2" COLD WATER LINE TO HOSE BIB @ 18" A.F.F.
⊕	WALL MOUNTED GROUND FAULT INTERRUPTER OUTLET @ 18" A.F.F. U.O.N.	⊕	1/2" GALVANIZED LINE TO AIR COMPRESSOR PROVIDE 1/2" FEMALE QUICK CONNECT
⊕	FLOOR MOUNTED DUPLEX OUTLET	⊕	50A CABLE TO CABLE PROVIDER POINT OF CONNECTION
⊕	WALL MOUNTED DUPLEX OUTLET @ 18" A.F.F. U.O.N.	⊕	220V OUTLET FOR ELECTRIC CLOTHES DRYER
⊕	WALL MOUNTED DEDICATED CIRCUIT 20 AMP DUPLEX OUTLET @ 18" A.F.F. U.O.N.		
⊕	WALL MOUNTED QUAD OUTLET @ 18" A.F.F. U.O.N.		
⊕	1x VOICE & 1x DATA SINGLE GANG BOX & CONDUIT @ 18" A.F.F. TO CEILING AREA		
⊕	1x VOICE & 2x DATA SINGLE GANG BOX & CONDUIT @ 18" A.F.F. TO CEILING AREA		
⊕	2x VOICE & 2x DATA SINGLE GANG BOX & CONDUIT @ 18" A.F.F. TO CEILING AREA W/ TERMINATION FACIPLATE		
⊕	1x VOICE & 3x DATA SINGLE GANG BOX & CONDUIT @ 18" A.F.F. TO CEILING AREA W/ TERMINATION FACIPLATE		
⊕	1x VOICE & 3x DATA FLOOR MOUNTED SINGLE GANG BOX & CONDUIT @ 18" A.F.F. TO CEILING AREA W/ TERMINATION FACIPLATE		
⊕	1x DATA AND DUPLEX OUTLET IN CEILING		
⊕	RECESSED DUPLEX OUTLET @ 60" A.F.F. W/ CONDUIT TO ABOVE CEILING AREA		
⊕	110V J-BOX FOR ELECTRIC EQUIPMENT		
⊕	220V J-BOX FOR ELECTRIC EQUIPMENT		



1 MECHANIC'S AREA, PUMP ROOM & STORAGE - ENLARGED PLAN

- SHEET NOTES:**
- 1) PREFABRICATED METAL BUILDING
 - 2) CHAIN LINK CHAIN ENCLOSURE TO 9'-0"
 - 3) CHAIN LINK ENCLOSURE FOR STORAGE
 - 4) LINE OF SKYLIGHT ABOVE
 - 5) CEILING OPEN TO STRUCTURE ABOVE
 - 6) N.I.C. OWNER PROVIDED VEHICLE LIFT - PROVIDE 220V POWER & VERIFY SLAB REQUIREMENTS
 - 7) N.I.C. OWNER PROVIDED CHENING SHAPPOONS EQUIPMENT - PROVIDE 220V
 - 8) N.I.C. LINE OF OWNER PROVIDED EQUIPMENT
 - 9) N.I.C. SHELVING PROVIDED BY OWNER
 - 10) 8' X 15' X 15' PAINTED STEEL LOCKERS ON FLOOR FLOOR
 - 11) LOCATION FOR WALL MOUNTED EYE WASH STATION
 - 12) SEMI-RECESSED FIRE EXTINGUISHER CABINET
 - 13) PROVIDE WASH-DRYER HOOK UP FOR OWNER PROVIDED EQUIPMENT BOX VENTS TO OUTSIDE FOR FUTURE
 - 14) EXISTING PREDATOR PUMPS & SUPPORT EQUIPMENT TO REMAIN
 - 15) PROVIDE J-BOX FOR OWNER PROVIDED COMPRESSOR VERIFY VOLTAGE REQUIRED
 - 16) SURFACE M/T FIRE EXTINGUISHER CABINET
 - 17) UNDER COUNTER OULET FOR DISHWASHER
 - 18) UPPER OULET @ 40" FOR CABINWORK
 - 19) UNDERCOUNTER SWITCHED OULET FOR GARBAGE DISPOSAL
 - 20) OULET @ 44" A.F.F. FOR COUNTER USE
 - 21) J-BOX FOR HAND DRYER
 - 22) TERMINATE ALL ADMIN DATA CABLES TO THIS LOCATION
 - 23) PROVIDE POWER TO DESIGN / BUILD / HVAC / FANS / MECHANICAL UNITS AS REQUIRED
 - 24) (B) PUMP ELECTRICAL TO REMAIN
 - 25) PROVIDE POWER TO IN VEHICLE LIFTS
 - 26) PROVIDE 1/2" WATER LINE & 1/2" OPIAM TO EYE WASH STATION
 - 27) PROVIDE 30" 16" PAINTED STEEL BOLLARD @ VEHICLE ENTRANCES & CORNERS - SEE A5.1
 - 28) REQUIRED CLEAR SPACE AT EXT. DOORS TYP. SEE A0.3



Copyright © 2018 by MacCracken Architects. All rights reserved. All drawings and notes remain the property of MacCracken Architects. No part of this drawing may be reproduced, stored in a retrieval system, or transmitted in any form or by any means, electronic, mechanical, photocopying, recording, or by any information storage and retrieval system, without the prior written consent of MacCracken Architects.

THE OLYMPIC CLUB
 599 SKYLINE BOULEVARD
 SAN FRANCISCO, CA
 9 4 1 3 2

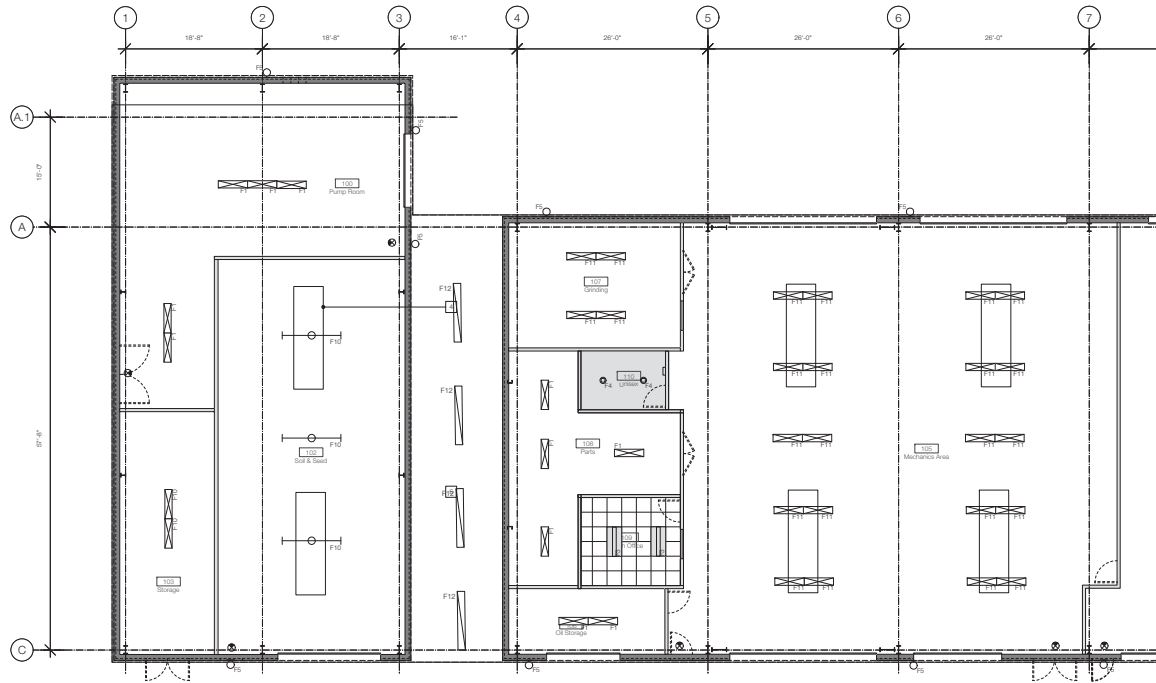
MACCRACKEN ARCHITECTS
 479 Ninth Street, 2nd floor
 San Francisco, CA 94103
 t e l : 4 1 5 - 4 8 7 - 2 0 5 8
 w e b : www.macarchs.com

DATE: 07-30-18
 PERMIT SUBMITTAL SET

SCALE: 1/8" = 1'-0"

MECHANICS AREA - ENLARGED PLAN
A1.6

RCP LEGEND:		
SYMBOL	DESCRIPTION	NOTES
	2x2 HEAVY DUTY CEILING GRID @ 9'-0" A.F.F.	
	SUSPENDED GYPSUM BOARD CEILING @ 9'-0"	
	2 x 4 RECESSED	
	1 x 4 SURFACE MOUNTED	
	2 x 3 RECESSED	
	6" DIAMETER DOWNLIGHT	
	LED UNDER COUNTER FIXTURE	
	2 x 4 RECESSED	
	BATHROOM LED VALENCE FIXTURE ON TIMER W/ MOTION SENSOR OVERRIDE	
	OUTDOOR WALL MOUNT	SEE ELEVATIONS FOR MOUNTING HEIGHT
	8" SURFACE MOUNTED, EXPLOSION PROOF	
	1 x 4 SURFACE MOUNTED	
	8" SURFACE MOUNTED WITH EMERGENCY BATTERY BACKUP	
	CEILING MOUNTED BLADE TYPE EXIT SIGN	SHADED AREA DENOTES FACE DIRECTION - ARROWS DENOTE EXIT DIRECTION
	WALL MOUNTED BLADE TYPE EXIT SIGN	SHADED AREA DENOTES FACE DIRECTION - ARROWS DENOTE EXIT DIRECTION



1 MECHANIC'S AREA, PUMP ROOM & STORAGE - ENLARGED REFLECTED CEILING PLAN

- SHEET NOTES:**
- 1) PREFABRICATED METAL BUILDING
 - 2) CHAIN LINK CHAIN ENCLOSURE TO 9'-0"
 - 3) CHAIN LINK ENCLOSURE FOR STORAGE
 - 4) LINE OF SKYLIGHT ABOVE
 - 5) CEILING OPEN TO STRUCTURE ABOVE
 - 6) N.I.C. OWNER PROVIDED VEHICLE LIFT - PROVIDE 220V POWER & VERIFY SLAB REQUIREMENTS
 - 7) N.I.C. OWNER PROVIDED CHARGING/HARPOONS EQUIPMENT - PROVIDE 220V
 - 8) N.I.C. LINE OF OWNER PROVIDED EQUIPMENT
 - 9) N.I.C. SHELVING PROVIDED BY OWNER
 - 10) 8' x 15' x 15' PAINTED STEEL LOCKERS ON FLOOR POOLING
 - 11) LOCATION FOR WALL MOUNTED EYE WASH STATION
 - 12) SEMI-RECESSED FIRE EXTINGUISHER CABINET
 - 13) PROVIDE WASH-ORFNER HOOK UP FOR OWNER PROVIDED EQUIPMENT W/BOX VENTS TO OUTSIDE FOR FUTURE EQUIPMENT TO REMAIN
 - 14) EXISTING PREDATION PUMPS & SUPPORT EQUIPMENT TO REMAIN
 - 15) PROVIDE J-BOX FOR OWNER PROVIDED COMPRESSOR-VERIFY VOLTAGE REQUIRED
 - 16) SURFACE MT FIRE EXTINGUISHER CABINET
 - 17) UNDER COUNTER OULET FOR DISHWASHER
 - 18) UPPER OULET @ 40" FOR CABINWORK
 - 19) UNDERCOUNTER SWITCHED OULET FOR GARBAGE DISPOSAL
 - 20) OULET @ 44" A.F.F. FOR COUNTER USE
 - 21) J-BOX FOR HAND DRYER
 - 22) TERMINATE ALL ADMIN DATA CABLES TO THIS LOCATION
 - 23) PROVIDE POWER TO DESIGN / BUILD / HVAC / FANS / MECHANICAL UNITS AS REQUIRED
 - 24) (B) PUMP ELECTRICAL TO REMAIN
 - 25) PROVIDE POWER TO IN VEHICLE LIFTS
 - 26) PROVIDE 1/2" WATER LINE & 1/2" DWAN TO EYE WASH STATION
 - 27) PROVIDE 30" H.P. PAINTED STEEL BOLLARD @ VEHICLE ENTRANCES & CORNERS - SEE A5.3
 - 28) REQUIRED CLEAR SPACE AT EXT. DOORS TYP. SEE A0.3



Copyright © 2018 by MacCracken Architects. All rights reserved. All drawings and written material appearing herein constitute original and copyrighted work of the Architect and may not be duplicated, used or disclosed without the written consent of the MacCracken Architects.

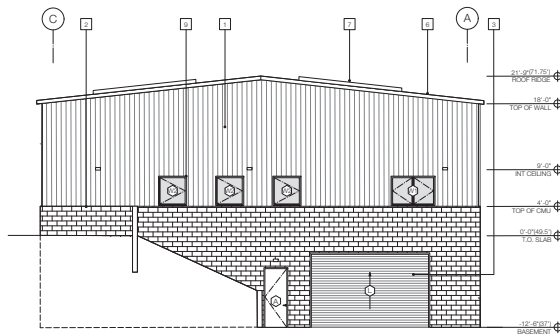
THE OLYMPIC CLUB
 599 SKYLINE BOULEVARD
 SAN FRANCISCO, CA
 9 4 1 3 2

MACCRACKEN ARCHITECTS
 479 Ninth Street, 2nd floor
 San Francisco, CA 94103
 t: +1 415 487 2050
 w: www.macarchs.com

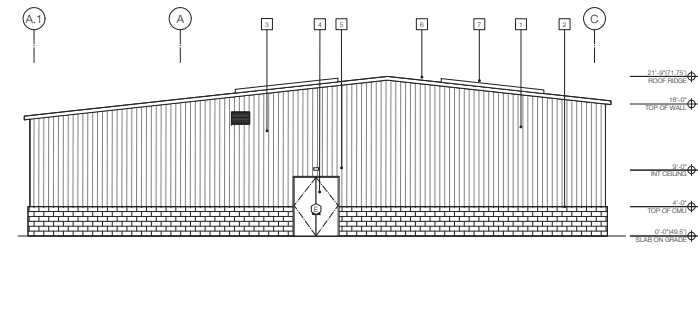
DATE: 07-30-18
 PERMIT SUBMITTAL SET

SCALE: 1/8" = 1'-0"

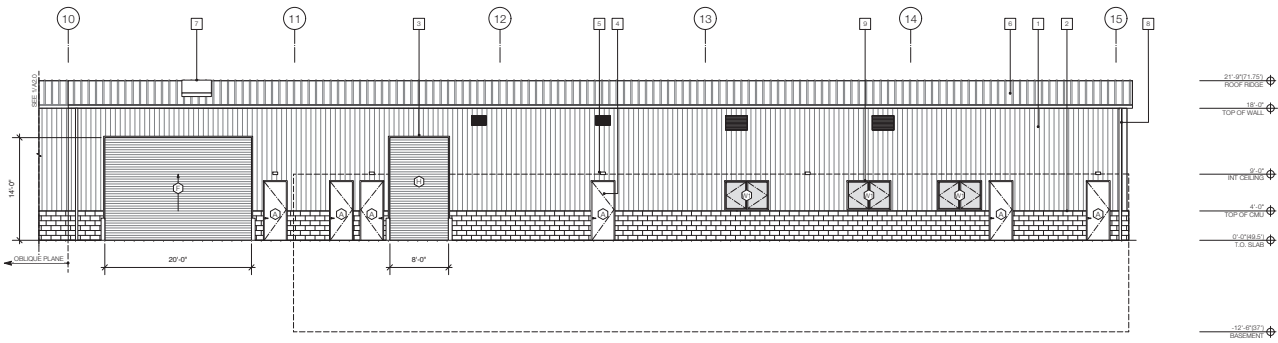
MECHANICS AREA - RCP
A1.7



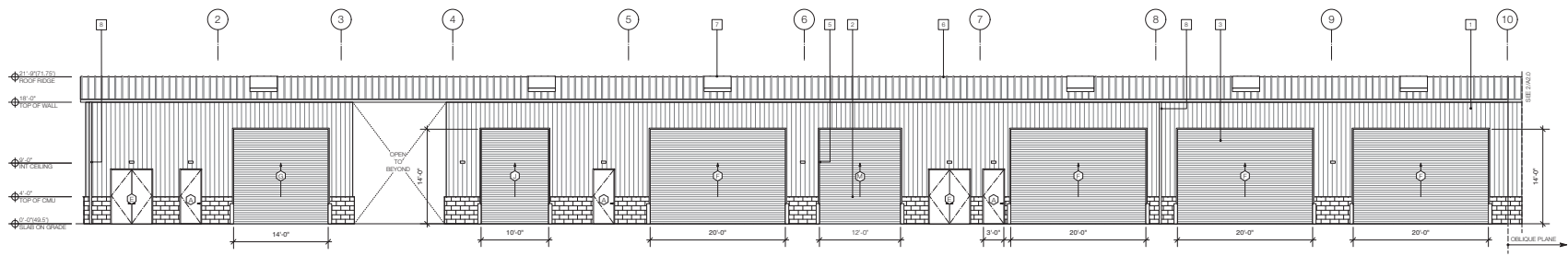
4 NORTH ELEVATION



3 SOUTH ELEVATION



2 PARTIAL EAST ELEVATION



1 PARTIAL EAST ELEVATION

- SHEET NOTES:**
- [Symbol] PAINTED CORRUGATED METAL SIDING
 - [Symbol] CMU APRON RUNNING BOND
 - [Symbol] PAINTED METAL OVERHEAD COILING DOOR
 - [Symbol] PAINTED METAL DOOR
 - [Symbol] EXTERIOR LIGHT AT 9'-0" TO CENTER OF FIXTURE
 - [Symbol] STANDING BEAM METAL ROOF
 - [Symbol] SKYLIGHT
 - [Symbol] DOWNSPOUT
 - [Symbol] ALUMINUM FRAMED WINDOW
 - [Symbol] PAINTED STL COLUMN
 - [Symbol] UNDERLINE OF ROOF



Copyright © 2014 by MacCarche Architects. All rights reserved. All drawings and written reports, reports, notes, specifications, and related information are the property of MacCarche Architects and may not be reproduced or distributed without the written consent of MacCarche Architects.

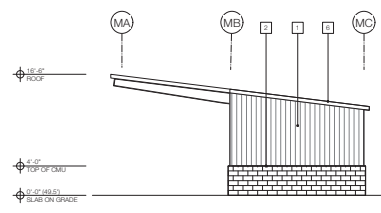
THE OLYMPIC CLUB
 599 SKYLINE BOULEVARD
 SAN FRANCISCO, CA
 9 4 1 3 2

MACCARCHÉ ARCHITECTS
 479 Ninth Street, 2nd floor
 San Francisco, CA 94114
 tel: 415-487-2059
 web: www.maccarche.com

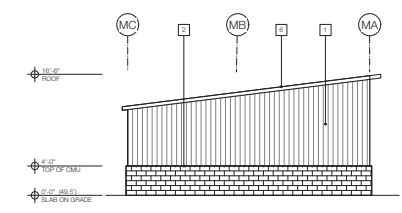
DATE: 07-20-18
 PERMIT SUBMITTAL SET
 SCALE: 1/8" = 1'-0"

GOLF MAINTENANCE BLDG - ELEVATIONS
A2.0

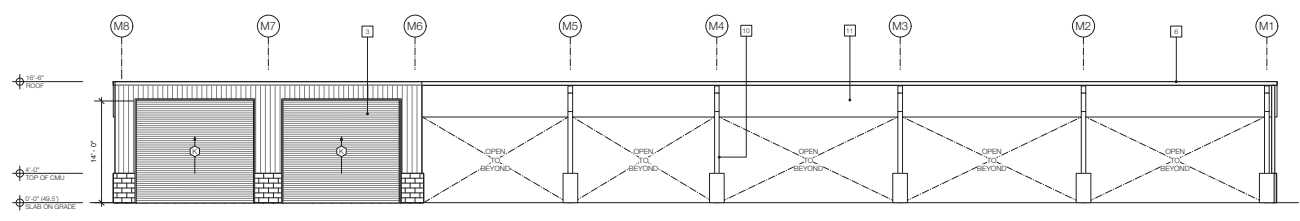
- SHEET NOTES:**
- PAINTED CORRUGATED METAL SIDING
 - CMU APRON RUNNING BOND
 - PAINTED METAL OVERHEAD COILING DOOR
 - PAINTED METAL DOOR
 - EXTERIOR LIGHT AT 9'-0" TO CENTER OF FIXTURE
 - STANDING BEAM METAL ROOF
 - SKYLIGHT
 - DOWNSPOUT
 - ALUMINUM FRAMED WINDOW
 - PAINTED STL COLUMN
 - UNDERLINE OF ROOF



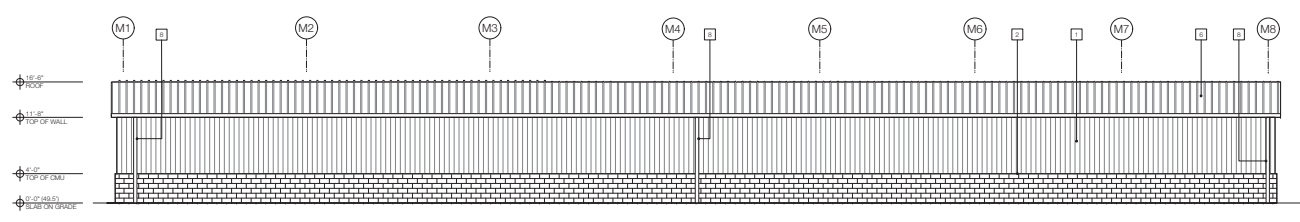
4 CANOPY BUILDING WEST ELEVATION



3 CANOPY BUILDING EAST ELEVATION



2 CANOPY BUILDING NORTH ELEVATION



1 CANOPY BUILDING SOUTH ELEVATION














Copyright © 2014 by MacCrackin Architects. All rights reserved. All drawings and written reports, reports, letters, schedules, and related information are the property of MacCrackin Architects and may not be reproduced or distributed without written consent of MacCrackin Architects.

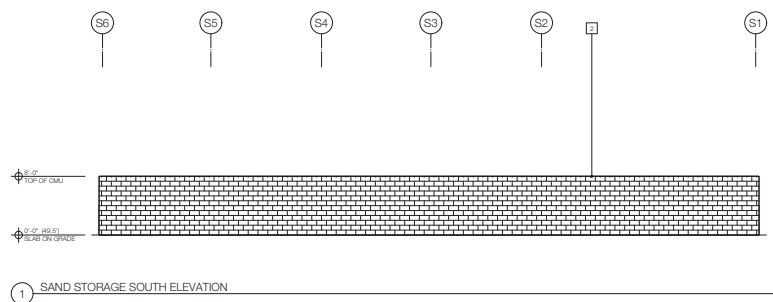
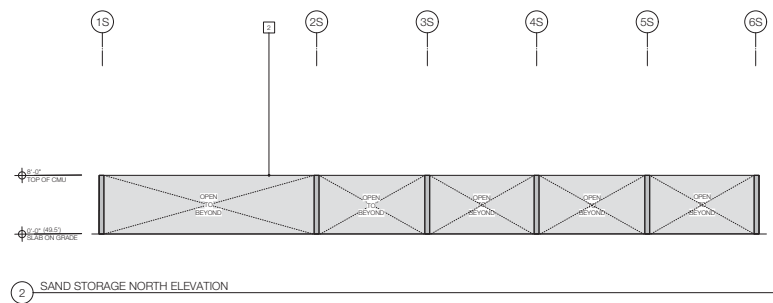
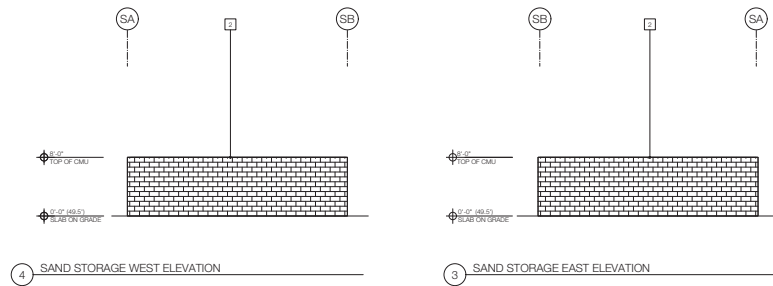
THE OLYMPIC CLUB
599 SKYLINE BOULEVARD
SAN FRANCISCO, CA
9 4 1 3 2

MACCRACKIN ARCHITECTS
479 Ninth Street, 2nd Floor
San Francisco, CA 94114
t e l : 4 1 5 - 4 8 7 2 0 5 0
w e b : www.macarchs.com

DATE: 07-20-18
PERMIT SUBMITTAL SET
SCALE: 1/8" = 1'-0"

MACHINE WASH BLDG - ELEVATIONS
A2.2

- SHEET NOTES:**
-  PAINTED CORRUGATED METAL SIDING
 -  CMU APRON RUNNING BOND
 -  PAINTED METAL OVERHEAD COOLING DOOR
 -  PAINTED METAL DOOR
 -  EXTERIOR LIGHT AT 9'-0" TO CENTER OF FIXTURE
 -  STANDING BEAM METAL ROOF
 -  SKYLIGHT
 -  DOWNSPOUT
 -  ALUMINUM FRAMED WINDOW
 -  PAINTED STL COLUMN
 -  UNDERLINE OF ROOF



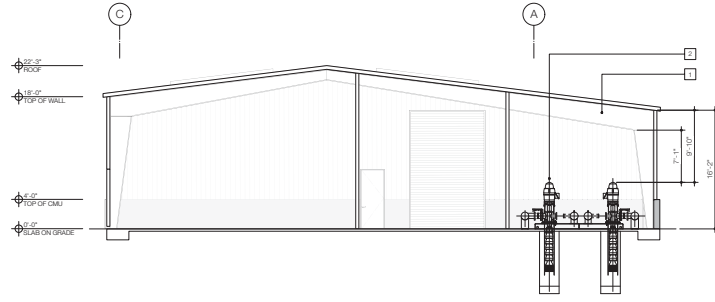
Copyright © 2014 by MacCarche Architects. All rights reserved. All drawings and written material appearing herein constitute original copyrighted work of the Architect and may not be reproduced or disclosed without written consent of MacCarche Architects.

THE OLYMPIC CLUB
599 SKYLINE BOULEVARD
SAN FRANCISCO, CA
9 4 1 3 2

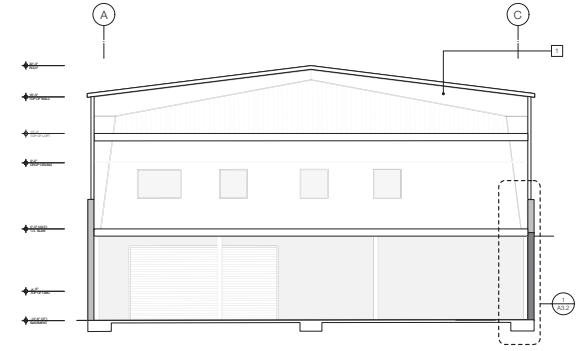
MACCARCHEN
ARCHITECTS
479 Ninth Street, 2nd Floor
San Francisco, CA 94114
t e l : 4 1 5 - 4 4 8 7 2 0 5 0
w e b : www.maccarche.com

DATE: 07-20-18
PERMIT SUBMITTAL SET
SCALE: 1/8" = 1'-0"

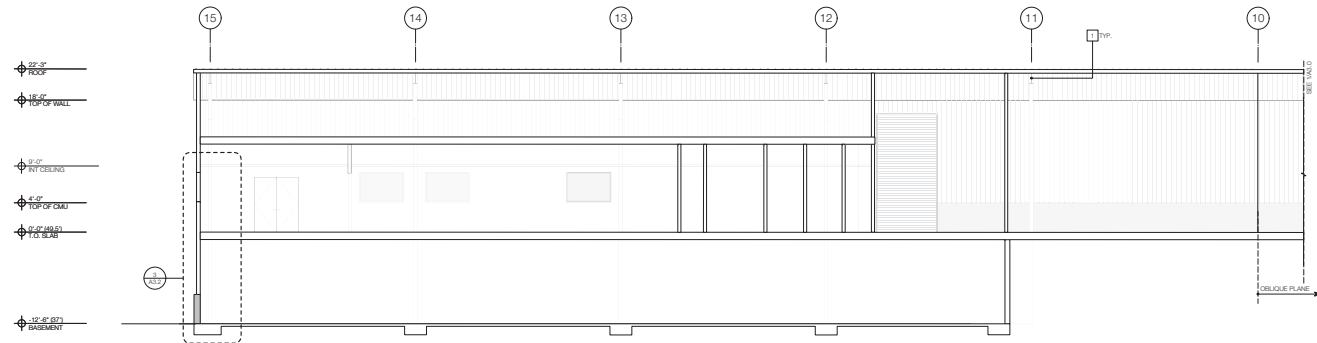
SAND STORAGE BLDG - ELEVATIONS
A2.3



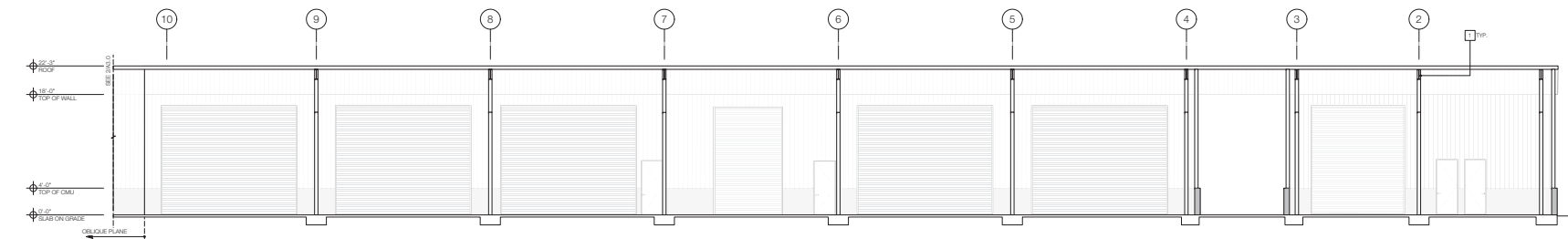
4 TRANSVERSE SECTION @ PUMP AREA



3 TRANSVERSE SECTION @ ADMINISTRATION WING



2 LONGITUDINAL SECTION CONTINUED



1 LONGITUDINAL SECTION

- SHEET NOTES:**
- 1 STEEL BUILDING FRAME
 - 2 (B) PRRIGATION PUMP EQUIPMENT TO REMAIN
 - 3 10' CMU WALL SEE STRUCT DWGS
 - 4 METAL BUILDING WALL PANEL
 - 5 1ST FLOOR SLAB SEE STRUCT DWGS



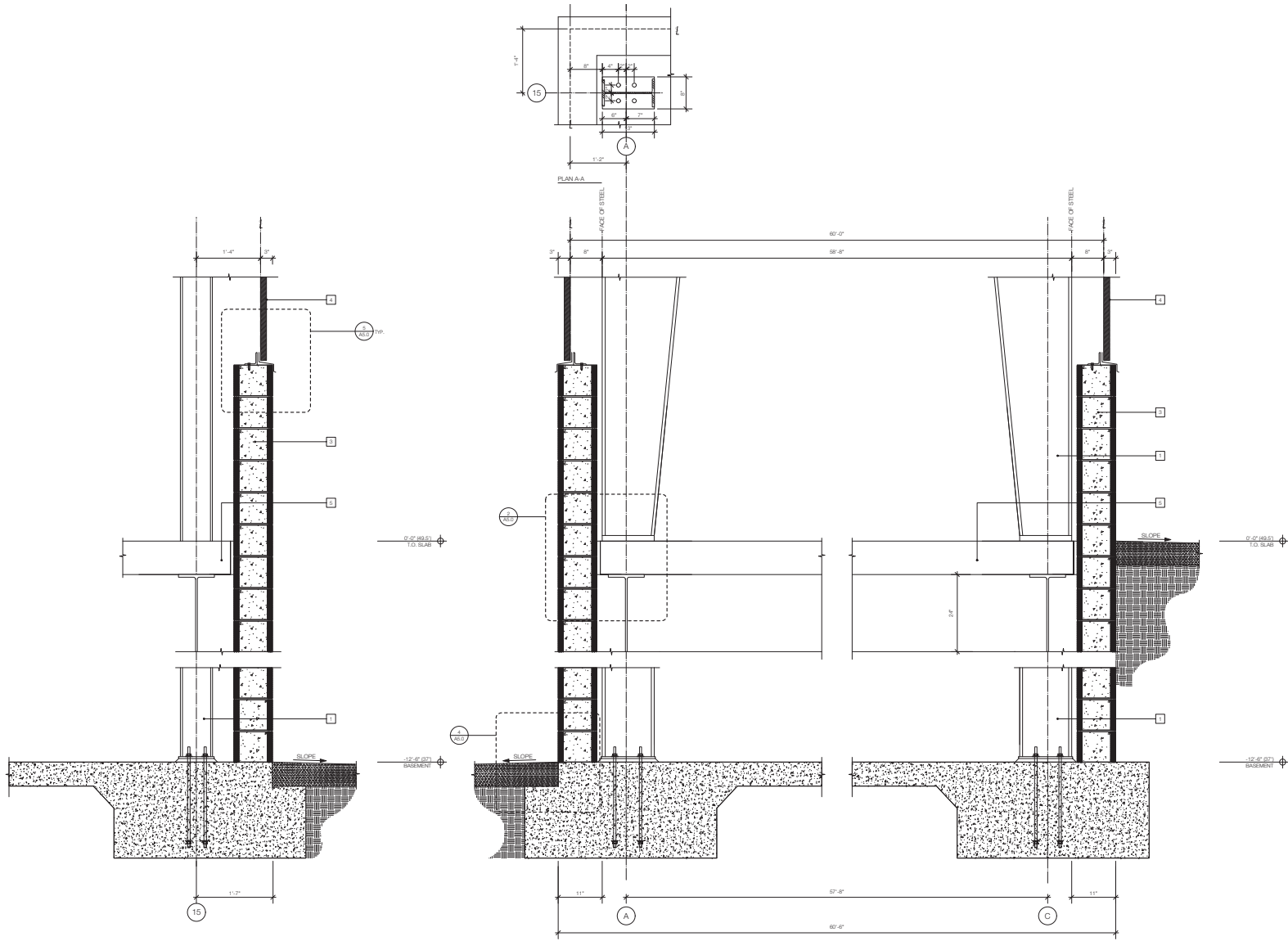
Copyright © 2018 by MacCracken Architects. All rights reserved. All drawings and written material appearing herein constitute original and unpublished work of the Architect and may not be duplicated, used or disclosed without the written consent of MacCracken Architects.

THE OLYMPIC CLUB
599 SKYLINE BOULEVARD
SAN FRANCISCO, CA
9 4 1 3 2

MACCRACKEN
ARCHITECTS
479 Ninth Street, 2nd floor
San Francisco, CA 94103
t: +1 504 872 050
w: www.macarchs.com

DATE: 07-20-18
PERMIT SUBMITTAL SET
RINY: 12-15-17 - PUMP ROOM
SCALE: 1/8" = 1'-0"

SECTIONS
A3.0



3 WALL SECTION

2 WALL SECTION

1 WALL SECTION

- SHEET NOTES:**
- 1 STEEL BUILDING FRAME
 - 2 (B) PRRIGATION PUMP EQUIPMENT TO REMAIN
 - 3 10' CMU WALL SEE STRUCT DWGS
 - 4 METAL BUILDING WALL PANEL
 - 5 1ST FLOOR SLAB SEE STRUCT DWGS



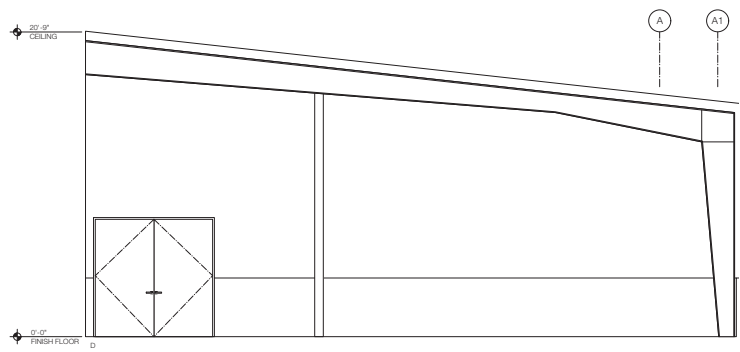
Copyright © 2018 by MacCracken Architects. All rights reserved. All drawings and written material appearing herein constitute original and unpublished work of the Architect and may not be duplicated, used or disclosed without the written consent of MacCracken Architects.

THE OLYMPIC CLUB
 599 SKYLINE BOULEVARD
 SAN FRANCISCO, CA
 9 4 1 3 2

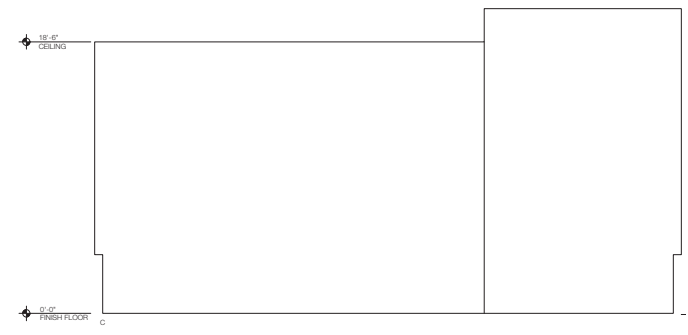
MacCracken Architects
 ARCHITECTS
 479 Ninth Street, 2nd floor
 San Francisco, CA 94103
 t e l : + 1 4 1 5 4 8 7 2 0 5 0
 w e b : www.macarchs.com

DATE: 07-30-18
 PERMIT SUBMITTAL SET
 SCALE: 1" = 1'-0"

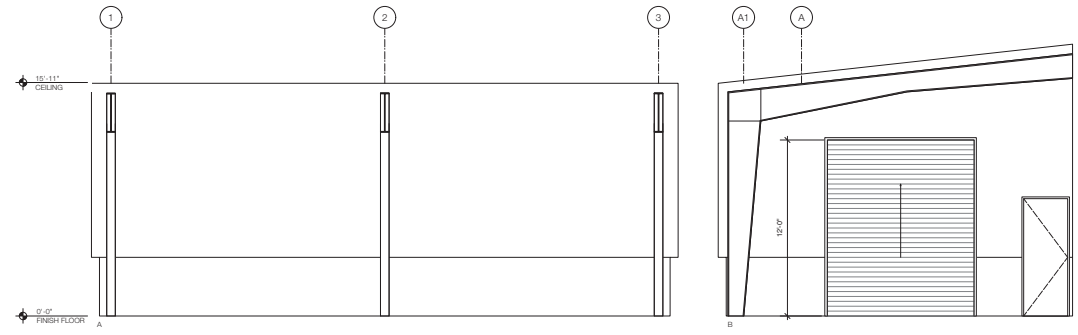
WALL SECTIONS
A3.2



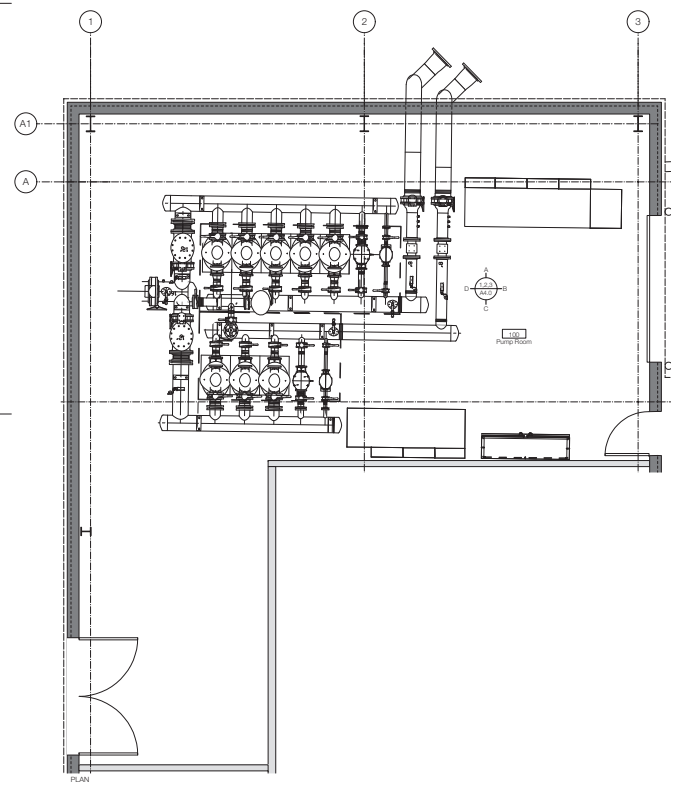
3 PUMP ROOM - 100 - INTERIOR ELEVATION



2 PUMP ROOM - 100 - INTERIOR ELEVATION



1 PUMP ROOM - 100 - INTERIOR ELEVATION



- SHEET NOTES:**
- 1 FURNITURE N.I.C.
 - 2 OWNER SUPPLIED FLAT SCREEN TV PROVIDE BLOCKING FOR MOUNT & CONDUIT TO ABOVE CEILING
 - 3 PAINTED METAL LOCKERS
 - 4 HAND DRYER, SEE SPECS.
 - 5 MIRROR
 - 6 METAL FLOOR MOUNT TOILET PARTITION SYSTEM
 - 7 LINE OF COLLAM
 - 8 PROVIDE SH-ELF & COAT HOD @ CLOSET
 - 9 WALL HOOKS, SEE SPECS.
 - 10 WALL COUNTER SUPPORT ON BRICK
 - 11 FLUSH MT FIRE EXTINGUISHER CABINET, SEE SPECS
 - 12 OWNER SUPPLIED TIME CARD PUNCH

- MATERIALS**
- ◇ CONC-1
 - ◇ CONC-2
 - ◇ WRGB
 - ◇ DWB-1
 - ◇ WYRL-1
 - ◇ TLE-1
 - ◇ TLE-2
 - ◇ CRT-1
 - ◇ ACT-1
 - ◇ FB-1
 - ◇ PT-1 - INTERIOR BATHROOMS
 - ◇ PT-2 - INTERIOR TRIM
 - ◇ PT-3 - INTERIOR WALL ADMIN
 - ◇ PT-4 - INTERIOR WALL ACCENT INT
 - ◇ PT-5 - INTERIOR WALL TRIM
 - ◇ FR-P (OR TILE-3)
 - ◇ CNTR-1 (BATH-ROOM)
 - ◇ CNTR-2 (CASEWORK - OFFICE)
 - ◇ VCT-1
 - ◇ VCT-2
 - ◇ PL-1 (CASEWORK LAMINATE)



Copyright © 2014 by MacCarche Architects. All rights reserved. All drawings and written reports, reports, letters, memoranda, and other documents prepared by MacCarche Architects and may not be reproduced or disclosed without written consent of MacCarche Architects.

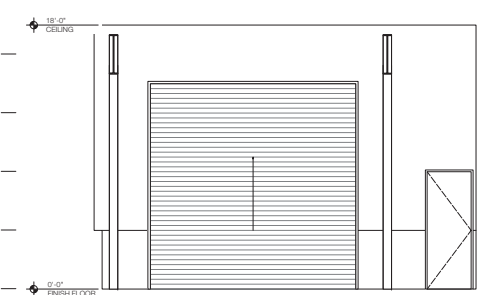
THE OLYMPIC CLUB
599 SKYLINE BOULEVARD
SAN FRANCISCO, CA
9 4 1 3 2

MACCARCHEN ARCHITECTS
479 Ninth Street, 2nd Floor
San Francisco, CA 94103
t e l : 4 1 5 - 4 8 7 2 0 5 0
w e b : www.maccarche.com

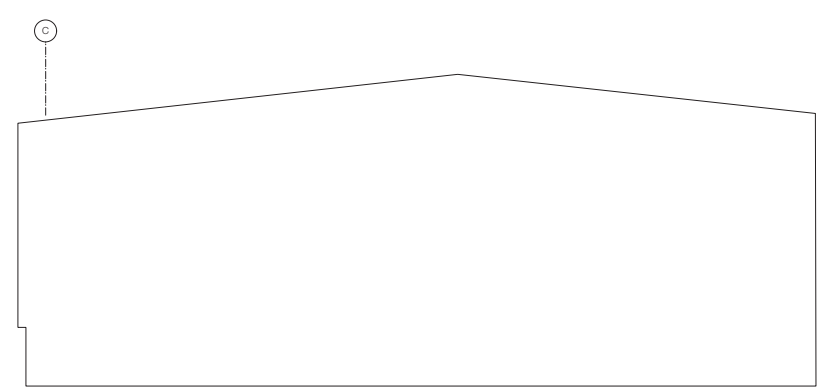
DATE: 07-26-18
PERMIT SUBMITTAL SET

SCALE: 1/4" = 1'-0"

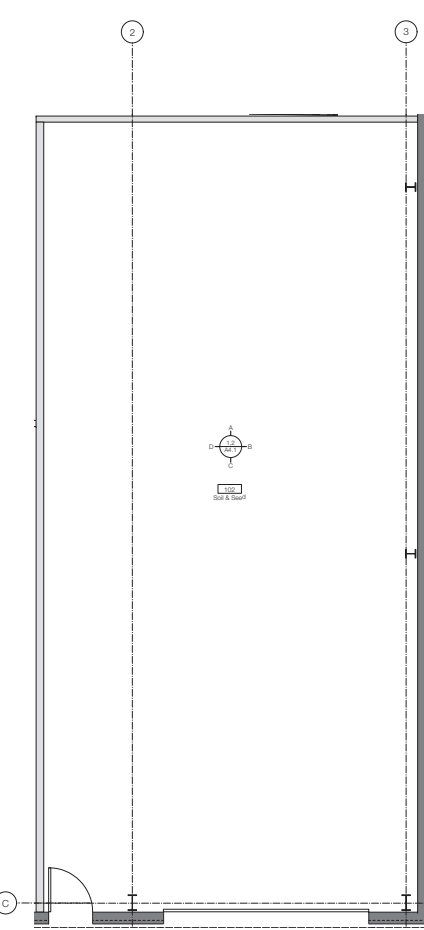
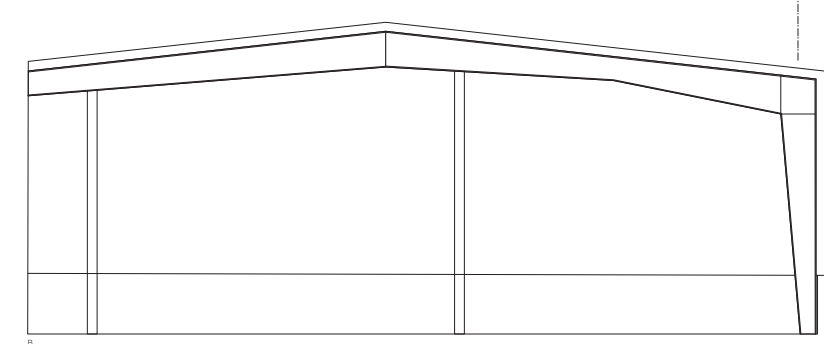
INTERIOR ELEVATIONS
A4.0



2 SOIL & SEED - 102 - INTERIOR ELEVATION



1 SOIL & SEED - 102 - INTERIOR ELEVATION



- SHEET NOTES:**
- 1 FURNITURE N.C.
 - 2 OWNER SUPPLIED FLAT SCREEN TV PROVIDE BLOCKING FOR MOUNT & CONDUIT TO ABOVE CEILING
 - 3 PAINTED METAL LOCKERS
 - 4 HAND DRYER, SEE SPECS.
 - 5 MIRROR
 - 6 METAL FLOOR MOUNT TOILET PARTITION SYSTEM
 - 7 LINE OF COLLAM
 - 8 PROVIDE SH-ELF & COAT HOD @ CLOSET
 - 9 WALL HOOKS, SEE SPECS.
 - 10 W WALL COUNTER SUPPORT ON BRICK
 - 11 FLUSH MT FIRE EXTINGUISHER CABINET, SEE SPECS
 - 12 OWNER SUPPLIED TIME CARD PUNCH

- MATERIALS**
- ◇ CONC-1
 - ◇ CONC-2
 - ◇ WRB
 - ◇ WMB-1
 - ◇ WNL-1
 - ◇ TILE-1
 - ◇ TILE-2
 - ◇ CRT-1
 - ◇ ACT-1
 - ◇ FB-1
 - ◇ PT-1 - INTERIOR BATHROOMS
 - ◇ PT-2 - INTERIOR TRIM
 - ◇ PT-3 - INTERIOR WALL ADMIN
 - ◇ PT-4 - INTERIOR WALL ACCENT INT
 - ◇ PT-5 - INTERIOR WALL TRIM
 - ◇ FR-P (OR TILE-3)
 - ◇ CNTR-1 (BATHROOM)
 - ◇ CNTR-2 (CASEWORK - OFFICE)
 - ◇ VCT-1
 - ◇ VCT-2
 - ◇ PL-1 (CASEWORK LAMINATE)



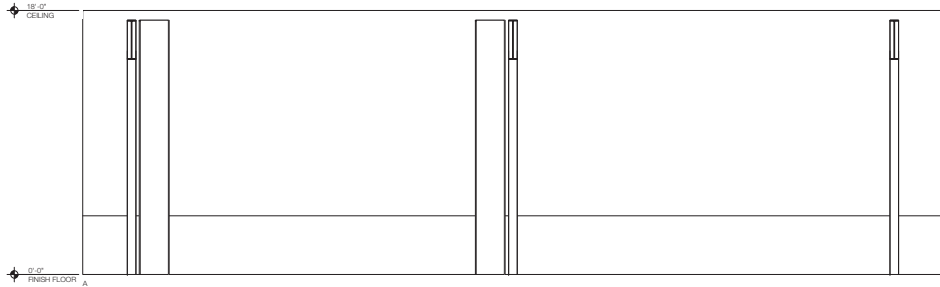
Copyright © 2014 by MacCarche Architects. All rights reserved. All drawings and written material are the property of MacCarche Architects and may not be reproduced or distributed in any form without the written consent of MacCarche Architects.

THE OLYMPIC CLUB
 599 SKYLINE BOULEVARD
 SAN FRANCISCO, CA
 9 4 1 3 2

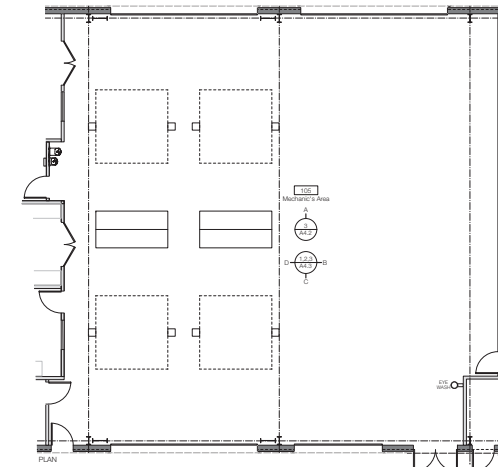
MACCARCHÉ ARCHITECTS
 479 Ninth Street, 2nd Floor
 San Francisco, CA 94103
 t e l : 4 1 5 - 4 8 7 2 0 5 0
 w e b : w w w . m a c c a r c h e . c o m

DATE: 07-20-18
 PERMIT SUBMITTAL SET
 SCALE: 1/4" = 1'-0"

INTERIOR ELEVATIONS
A4.1

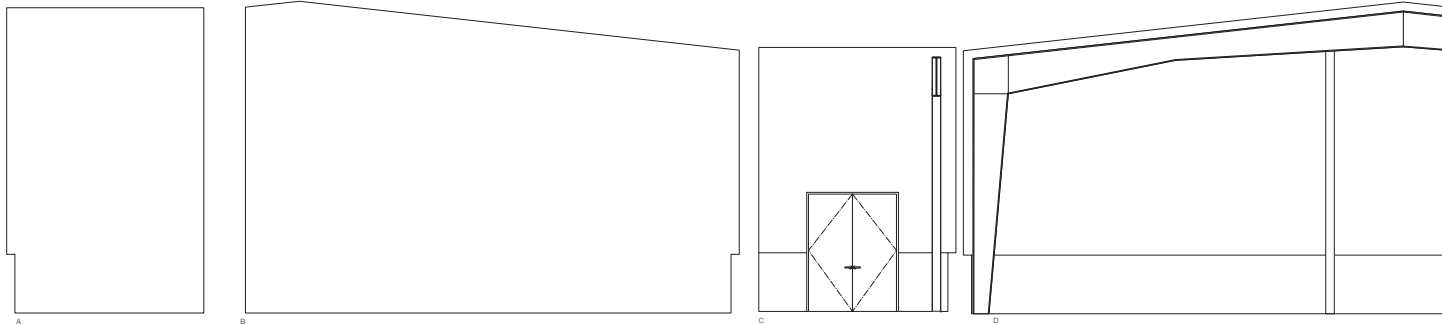


3 MECHANICS AREA - 105 - INTERIOR ELEVATION

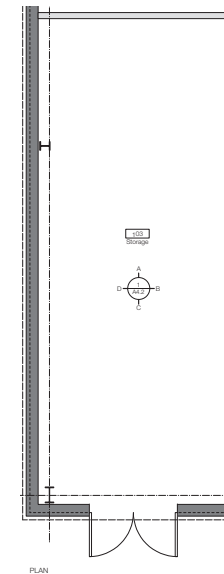


2 MECHANICS AREA - 105 - ENLARGED PLAN

SCALE: 1/8" = 1'-0"



1 STORAGE - 103 - INTERIOR ELEVATION



- SHEET NOTES:**
- 1 FURNITURE N.I.C.
 - 2 OWNER SUPPLIED FLAT SCREEN TV PROVIDE BLOCKING FOR MOUNT & CONDUIT TO ABOVE CEILING
 - 3 PAINTED METAL LOCKERS
 - 4 HAND DRYER, SEE SPECS.
 - 5 MIRROR
 - 6 METAL FLOOR MOUNT TOILET PARTITION SYSTEM
 - 7 LINE OF COLLUM
 - 8 PROVIDE SH-ELF & COAT HOD @ CLOSET
 - 9 WALL HOOKS, SEE SPECS.
 - 10 IN WALL COUNTER SUPPORT ON BRICK
 - 11 FLUSH MT FIRE EXTINGUISHER CABINET, SEE SPECS
 - 12 OWNER SUPPLIED TIME CARD PUNCH

- MATERIALS**
- ◆ CONC-1
 - ◆ CONC-2
 - ◆ WRGB
 - ◆ WMB-1
 - ◆ WNL-1
 - ◆ TILE-1
 - ◆ TILE-2
 - ◆ CRT-1
 - ◆ ACT-1
 - ◆ FB-1
 - ◆ PT-1 - INTERIOR BATHROOMS
 - ◆ PT-2 - INTERIOR TRIM
 - ◆ PT-3 - INTERIOR WALL ADMIN
 - ◆ PT-4 - INTERIOR WALL ACCENT INT
 - ◆ PT-5 - INTERIOR WALL TRIM
 - ◆ FR-P (OR TILE-3)
 - ◆ CNTR-1 (BATHROOM)
 - ◆ CNTR-2 (CASEWORK - OFFICE)
 - ◆ VCT-1
 - ◆ VCT-2
 - ◆ PL-1 (CASEWORK LAMINATE)



Copyright © 2014 by MacCarche Architects. All rights reserved. All drawings and written material appearing herein constitute original copyrighted work of the Architect and may not be reproduced or disclosed in whole or in part without the Architect's written consent.

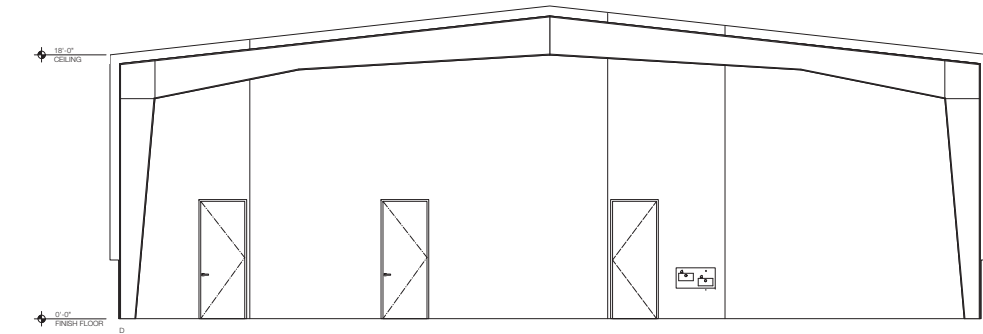
THE OLYMPIC CLUB
599 SKYLINE BOULEVARD
SAN FRANCISCO, CA
9 4 1 3 2

MACCARCHÉ ARCHITECTS
479 Ninth Street, 2nd Floor
San Francisco, CA 94103
t e l : 4 1 5 - 4 8 7 2 0 5 9
w e b : www.maccarche.com

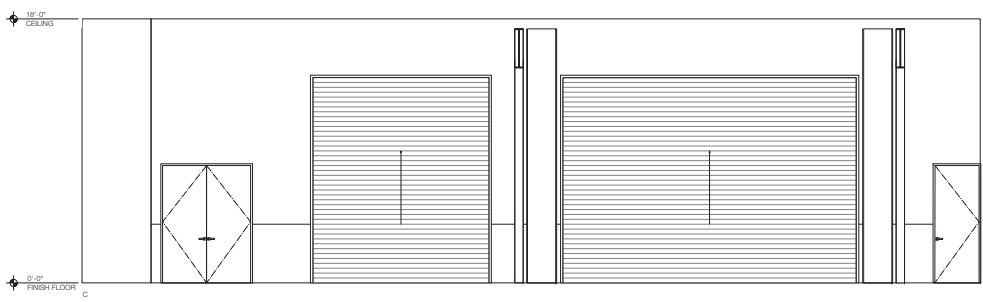
DATE: 07-20-18
PERMIT SUBMITTAL SET

SCALE: 1/4" = 1'-0" U.G.N.

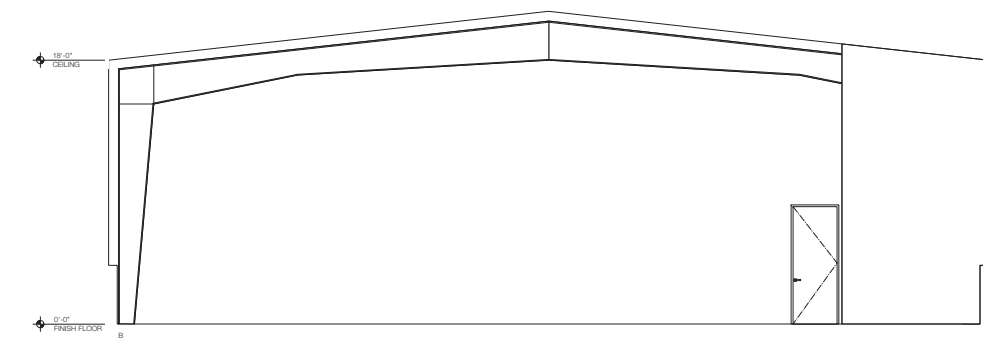
INTERIOR ELEVATIONS
A4.2



3 MECHANICS AREA - 105 - INTERIOR ELEVATION



2 MECHANICS AREA - 105 - INTERIOR ELEVATION



1 MECHANICS AREA - 105 - INTERIOR ELEVATION

- SHEET NOTES:**
- 1 FURNITURE N.C.
 - 2 OWNER SUPPLIED FLAT SCREEN TV PROVIDE BLOCKING FOR MOUNT & CONDUIT TO ABOVE CEILING
 - 3 PAINTED METAL LOCKERS
 - 4 HAND DRYER, SEE SPECS.
 - 5 MIRROR
 - 6 METAL FLOOR MOUNT TOILET PARTITION SYSTEM
 - 7 LINE OF COLLAM
 - 8 PROVIDE SH-ELF & COAT HOG @ CLOSET
 - 9 WALL HOOKS, SEE SPECS.
 - 10 W WALL COUNTER SUPPORT ON BRCK
 - 11 FLUSH MT FIRE EXTINGUISHER CABINET, SEE SPECS
 - 12 OWNER SUPPLIED TIME CARD PUNCH

- MATERIALS**
- ◇ CONC-1
 - ◇ CONC-2
 - ◇ WRGB
 - ◇ WMB-1
 - ◇ WYRL-1
 - ◇ TLE-1
 - ◇ TLE-2
 - ◇ CRT-1
 - ◇ ACT-1
 - ◇ RB-1
 - ◇ PT-1 - INTERIOR BATHROOMS
 - ◇ PT-2 - INTERIOR TRIM
 - ◇ PT-3 - INTERIOR WALL ADMIN
 - ◇ PT-4 - INTERIOR WALL ACCENT INT
 - ◇ PT-5 - INTERIOR WALL TRIM
 - ◇ FR-P (OR TILE-3)
 - ◇ CNTR-1 (BATHROOM)
 - ◇ CNTR-2 (CASEWORK - OFFICE)
 - ◇ VCT-1
 - ◇ VCT-2
 - ◇ PL-1 (CASEWORK LAMINATE)



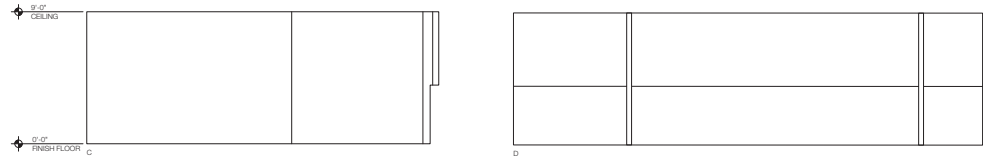
Copyright © 2014 by MacCarche Architects. All rights reserved. All drawings and written material are the property of MacCarche Architects. No part of this document may be reproduced or transmitted in any form or by any means, electronic or mechanical, including photocopying, recording, or by any information storage and retrieval system, without the prior written consent of MacCarche Architects.

THE OLYMPIC CLUB
599 SKYLINE BOULEVARD
SAN FRANCISCO, CA
9 4 1 3 2

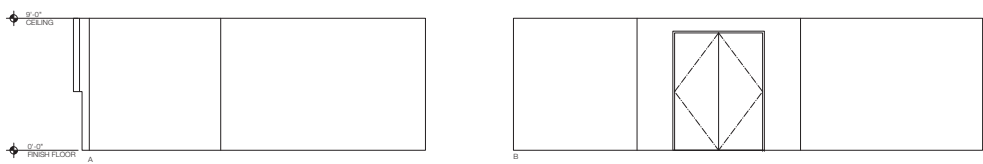
MACCARCHEN
ARCHITECTS
479 Ninth Street, 2nd Floor
San Francisco, CA 94103
t e l : 4 1 5 - 4 8 7 2 0 5 0
w e b : www.maccarche.com

DATE: 07-20-18
PERMIT SUBMITTAL SET
SCALE: 1/4" = 1'-0" U.G.N.

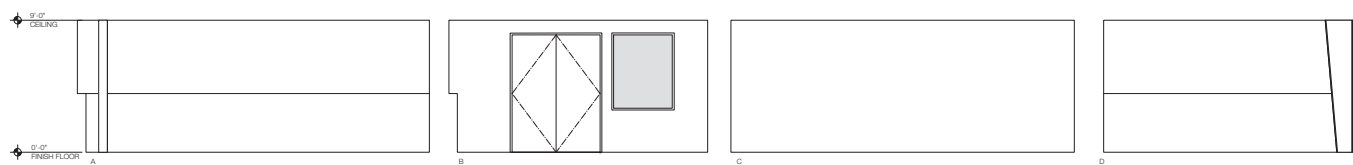
INTERIOR ELEVATIONS
A4.3



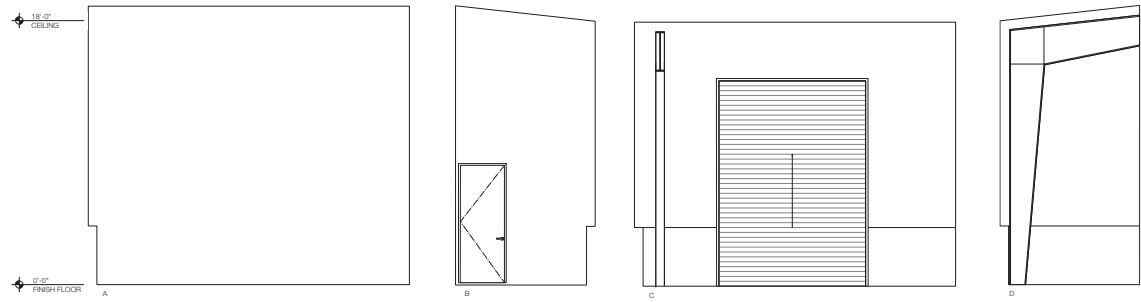
4 PARTS - 108 - INTERIOR ELEVATION



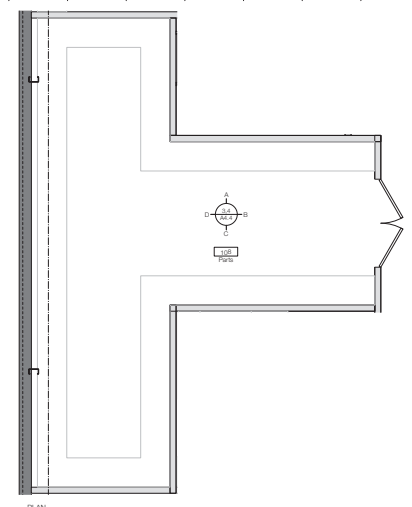
3 PARTS - 108 - INTERIOR ELEVATION



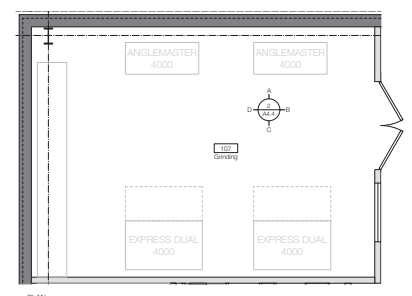
2 GRINDING - 107 - INTERIOR ELEVATION



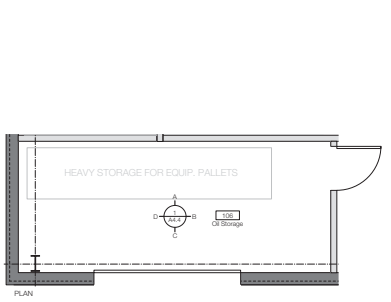
1 OIL STORAGE - 106 - INTERIOR ELEVATION



PLAN



PLAN



PLAN

SHEET NOTES:

- 1 FURNITURE N.I.C.
- 2 OWNER SUPPLIED FLAT SCREEN TV PROVIDE BLOCKING FOR MOUNT & CONDUIT TO ABOVE CEILING
- 3 PAINTED METAL LOCKERS
- 4 HAND DRYER, SEE SPCS.
- 5 MIRROR
- 6 METAL FLOOR MOUNT TOILET PARTITION SYSTEM
- 7 LINE OF COLLAM
- 8 PROVIDE SH-ELF & COAT HOD @ CLOSET
- 9 WALL HOOKS, SEE SPCS.
- 10 IN WALL COUNTER SUPPORT ON BRCK
- 11 FLUSH MT FIRE EXTINGUISHER CABINET, SEE SPCS
- 12 OWNER SUPPLIED TIME CARD PUNCH

MATERIALS

- ◇ CONC-1
- ◇ CONC-2
- ◇ WRGB
- ◇ WMB-1
- ◇ WNYL-1
- ◇ TILE-1
- ◇ TILE-2
- ◇ CRT-1
- ◇ ACT-1
- ◇ FB-1
- ◇ PT-1 - INTERIOR BATHROOMS
- ◇ PT-2 - INTERIOR TRIM
- ◇ PT-3 - INTERIOR WALL ADMIN
- ◇ PT-4 - INTERIOR WALL ACCENT INT
- ◇ PT-5 - INTERIOR WALL TRIM
- ◇ FR-P (OR TILE-3)
- ◇ CNTR-1 (BATHROOM)
- ◇ CNTR-2 (CASEWORK - OFFICE)
- ◇ VCT-1
- ◇ VCT-2
- ◇ PL-1 (CASEWORK LAMINATE)

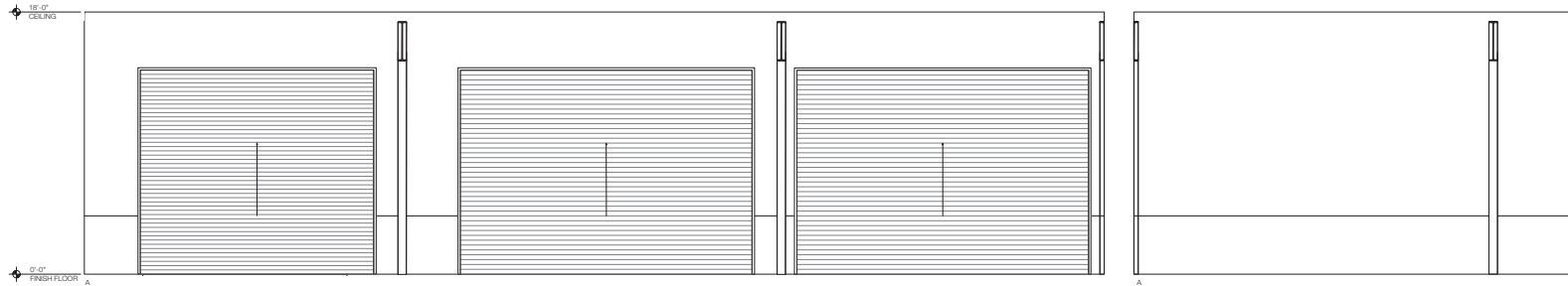
Copyright © 2014 by MacCarches Architects. All rights reserved. All drawings and notes are prepared, revised, modified, amplified, supplemented, corrected, or otherwise changed by MacCarches Architects. No part of this document and may not be reproduced or disclosed without written consent of MacCarches Architects.

THE OLYMPIC CLUB
599 SKYLINE BOULEVARD
SAN FRANCISCO, CA
9 4 1 3 2

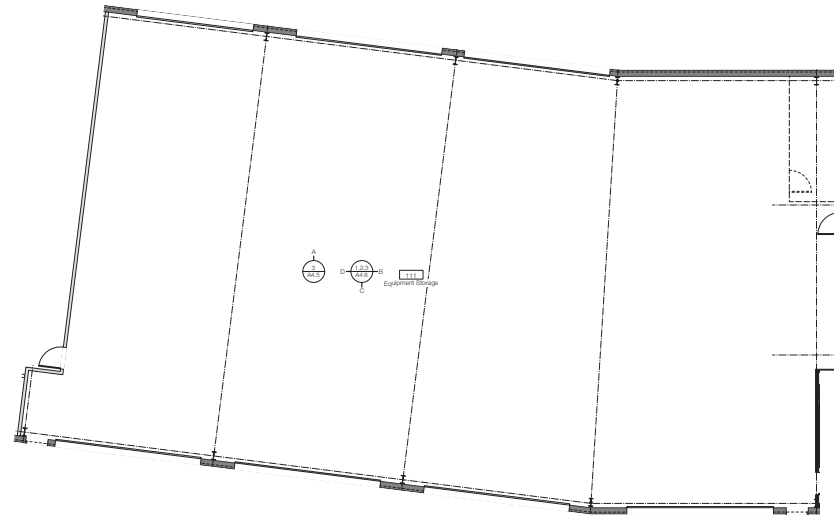
MACCARCHES
ARCHITECTS
479 Ninth Street, 2nd Floor
San Francisco, CA 94103
t e l : 4 1 5 - 4 4 8 7 2 0 5 0
w e b : www.maccarches.com

DATE: 07-20-18
PERMIT SUBMITTAL SET
SCALE: 1/4" = 1'-0"

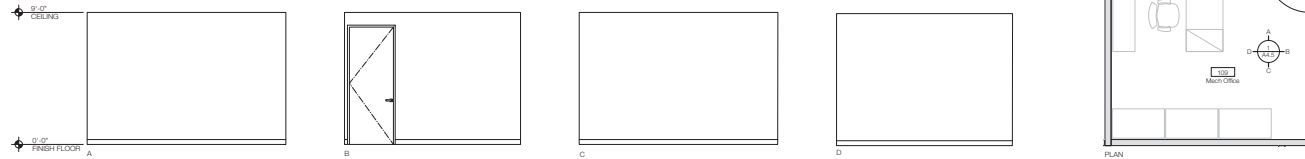
GOLF MAINTENANCE BLDG-INTER-ELEVATIONS
A4.4



3 EQUIPMENT STORAGE - 111 - INTERIOR ELEVATION



2 EQUIPMENT STORAGE - 111 - ENLARGED PLAN



1 MECHANICS OFFICE - 109 - INTERIOR ELEVATION

- SHEET NOTES:**
- 1 FURNITURE N.I.C.
 - 2 OWNER SUPPLIED FLAT SCREEN TV PROVIDE BLOCKING FOR MOUNT & CONDUIT TO ABOVE CEILING
 - 3 PAINTED METAL LOCKERS
 - 4 HAND DRYER, SEE SPECS.
 - 5 MIRROR
 - 6 METAL FLOOR MOUNT TOILET PARTITION SYSTEM
 - 7 LINE OF COLLAR
 - 8 PROVIDE SHELF & COAT HOOK @ CLOSET
 - 9 WALL HOOKS, SEE SPECS.
 - 10 W WALL COUNTER SUPPORT ON BRICK
 - 11 FLUSH MT FIRE EXTINGUISHER CABINET, SEE SPECS
 - 12 OWNER SUPPLIED TIME CARD PUNCH

- MATERIALS**
- ◇ CONC-1
 - ◇ CONC-2
 - ◇ WRGB
 - ◇ WMB-1
 - ◇ WYR-1
 - ◇ TILE-1
 - ◇ TILE-2
 - ◇ CRT-1
 - ◇ ACT-1
 - ◇ RB-1
 - ◇ PT-1 - INTERIOR BATHROOMS
 - ◇ PT-2 - INTERIOR TRIM
 - ◇ PT-3 - INTERIOR WALL ADMIN
 - ◇ PT-4 - INTERIOR WALL ACCENT INT
 - ◇ PT-5 - INTERIOR WALL TRIM
 - ◇ FR-P (OR TILE-3)
 - ◇ CNTR-1 (BATHROOM)
 - ◇ CNTR-2 (CASEWORK - OFFICE)
 - ◇ VCT-1
 - ◇ VCT-2
 - ◇ PL-1 (CASEWORK LAMINATE)



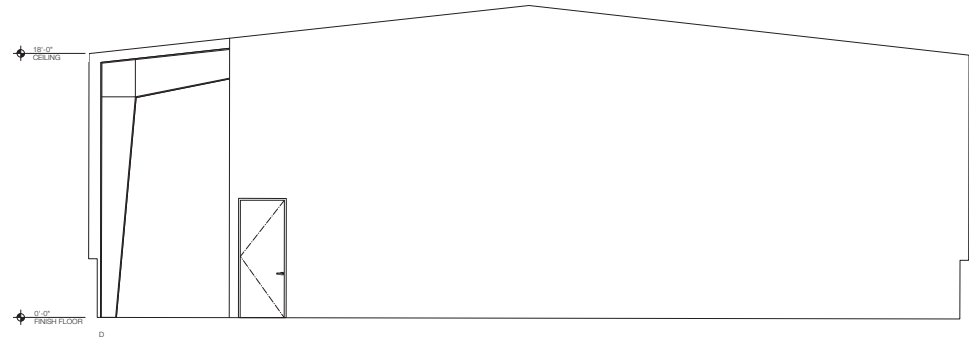
Copyright © 2014 by MacCarches Architects. All rights reserved. All drawings and written material, reports, forms, schedules, specifications, and other work of the Architect and may not be reproduced or disclosed in any manner without the written consent of MacCarches Architects.

THE OLYMPIC CLUB
599 SKYLINE BOULEVARD
SAN FRANCISCO, CA
9 4 1 3 2

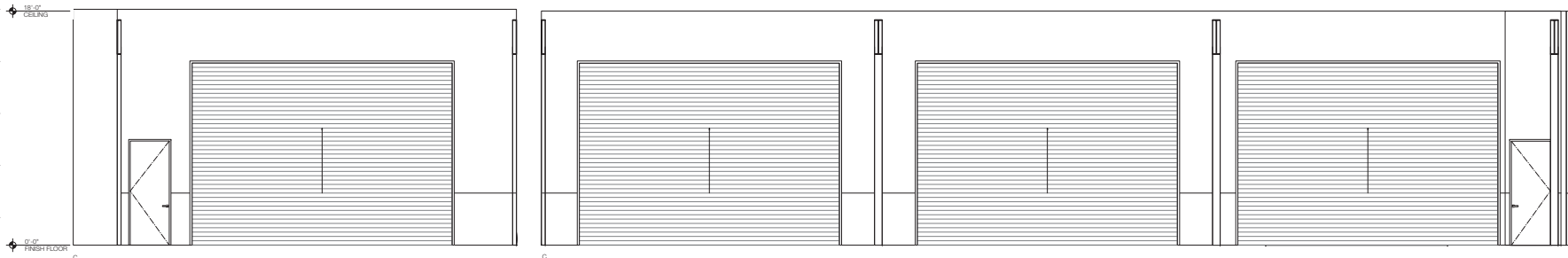
MACCARCHES
ARCHITECTS
479 Ninth Street, 2nd Floor
San Francisco, CA 94103
t: 1-415-448-7205
w: www.maccarches.com

DATE: 07-20-18
PERMIT SUBMITTAL SET
SCALE: 1/4" = 1'-0" U.G.N.

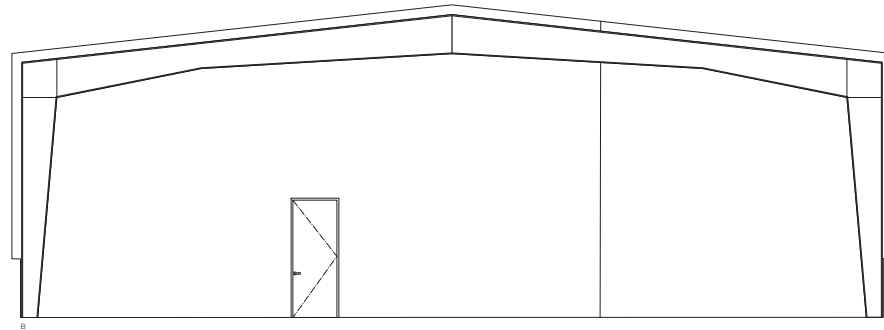
INTERIOR ELEVATIONS
A4.5



3 EQUIPEMENT STORAGE - 111 - INTERIOR ELEVATION



2 EQUIPEMENT STORAGE - 111 - INTERIOR ELEVATION



1 EQUIPEMENT STORAGE - 111 - INTERIOR ELEVATION

- SHEET NOTES:**
- 1 FURNITURE N.C.
 - 2 OWNER SUPPLIED FLAT SCREEN TV PROVIDE BLOCKING FOR MOUNT & CONDUIT TO ABOVE CEILING
 - 3 PAINTED METAL LOCKERS
 - 4 HAND DRIVER, SEE SPCS.
 - 5 MIRROR
 - 6 METAL FLOOR MOUNT TOILET PARTITION SYSTEM
 - 7 LINE OF COLLAM
 - 8 PROVIDE SH-ELF & COAT HOD @ CLOSET
 - 9 WALL HOOKS, SEE SPCS.
 - 10 IN WALL COUNTER SUPPORT ON BRICK
 - 11 FLUSH MT FIRE EXTINGUISHER CABINET SEE SPCS
 - 12 OWNER SUPPLIED TIME CARD PUNCH

- MATERIALS**
- ◇ CONC-1
 - ◇ CONC-2
 - ◇ WRGB
 - ◇ WMB-1
 - ◇ WNL-1
 - ◇ TILE-1
 - ◇ TILE-2
 - ◇ CRT-1
 - ◇ ACT-1
 - ◇ FB-1
 - ◇ PT-1 - INTERIOR BATHROOMS
 - ◇ PT-2 - INTERIOR TRM
 - ◇ PT-3 - INTERIOR WALL ADMIN
 - ◇ PT-4 - INTERIOR WALL ACCENT INT
 - ◇ PT-5 - INTERIOR WALL TRM
 - ◇ FR-P (OR TILE-3)
 - ◇ CNTR-1 (BATH-ROOM)
 - ◇ CNTR-2 (CASEWORK - OFFICE)
 - ◇ VCT-1
 - ◇ VCT-2
 - ◇ PL-1 (CASEWORK LAMINATE)



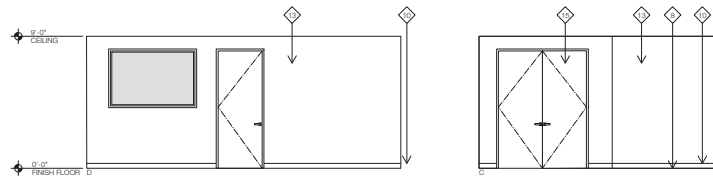
Copyright © 2014 by MacCarches Architects. All rights reserved. All drawings and notes are prepared, revised, modified, original, updated, work of the architect and may not be reproduced or disclosed in any form without the written consent of MacCarches Architects.

THE OLYMPIC CLUB
 599 SKYLINE BOULEVARD
 SAN FRANCISCO, CA
 9 4 1 3 2

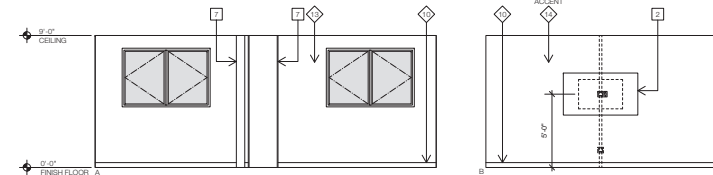
M A C C A R C H E S
A R C H I T E C T S
 479 Ninth Street, 2nd Floor
 San Francisco, CA 94103
 t e l : 4 1 5 - 4 8 7 2 0 5 0
 w e b : www.macarchs.com

DATE: 07-20-18
 PERMIT SUBMITTAL SET
 SCALE: 1/4" = 1'-0" U.G.N.

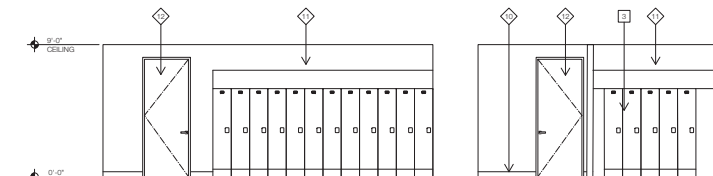
INTERIOR ELEVATIONS
A4.6



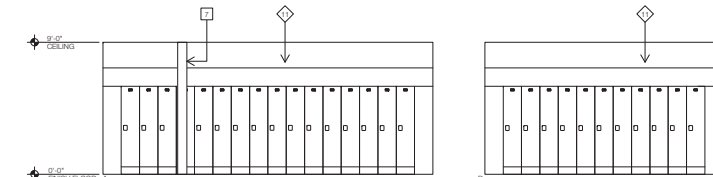
4 LOCKER ROOM - 112 - INTERIOR ELEVATION



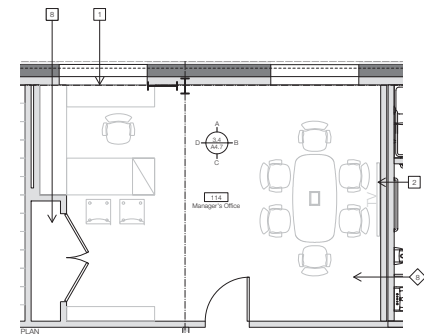
3 LOCKER ROOM - 112 - INTERIOR ELEVATION



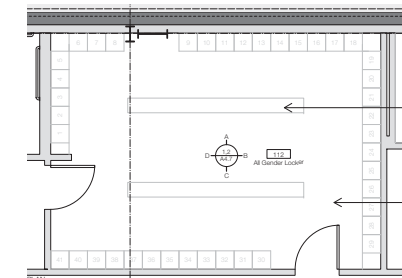
2 LOCKER ROOM - 112 - INTERIOR ELEVATION



1 LOCKER ROOM - 112 - INTERIOR ELEVATION



PLAN



PLAN

- SHEET NOTES:**
- 1 FURNITURE N.C.
 - 2 OWNER SUPPLIED FLAT SCREEN TV PROVIDE BLOCKING FOR MOUNT & CONDUIT TO ABOVE CEILING
 - 3 PAINTED METAL LOCKERS
 - 4 HAND DRYER, SEE SPECS.
 - 5 MIRROR
 - 6 METAL FLOOR MOUNT TOILET PARTITION SYSTEM
 - 7 LINE OF COLLAM
 - 8 PROVIDE SH-ELF & COAT HOG @ CLOSET
 - 9 WALL HOOKS, SEE SPECS.
 - 10 WALL COUNTER SUPPORT ON BRICK
 - 11 FLUSH MT FIRE EXTINGUISHER CABINET, SEE SPECS
 - 12 OWNER SUPPLIED TIME CARD PUNCH

- MATERIALS**
- ◇ CONC-1
 - ◇ CONC-2
 - ◇ WRGB
 - ◇ WMB-1
 - ◇ WNY-1
 - ◇ TLE-1
 - ◇ TLE-2
 - ◇ CRT-1
 - ◇ ACT-1
 - ◇ FB-1
 - ◇ PT-1 - INTERIOR BATH-ROOMS
 - ◇ PT-2 - INTERIOR TRIM
 - ◇ PT-3 - INTERIOR WALL ADMIN
 - ◇ PT-4 - INTERIOR WALL ACCENT INT
 - ◇ PT-5 - INTERIOR WALL TRIM
 - ◇ FR-P (OR TILE-3)
 - ◇ CNTR-1 (BATH-ROOM)
 - ◇ CNTR-2 (CASEWORK - OFFICE)
 - ◇ VCT-1
 - ◇ VCT-2
 - ◇ PL-1 (CASEWORK LAMINATE)



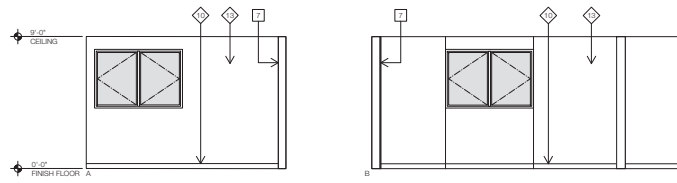
Copyright © 2014 by MacCrack Architects. All rights reserved. All drawings and written material are the property of MacCrack Architects. No part of this document may be reproduced or transmitted in any form or by any means, electronic, mechanical, photocopying, recording, or by any information storage and retrieval system, without the prior written consent of MacCrack Architects.

THE OLYMPIC CLUB
 599 SKYLINE BOULEVARD
 SAN FRANCISCO, CA
 9 4 1 3 2

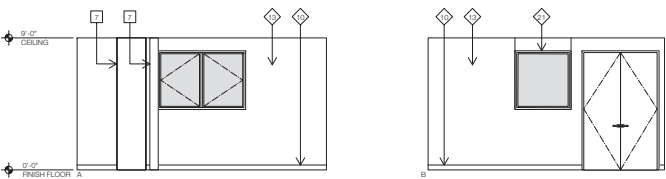
MACCRACK ARCHITECTS
 479 Ninth Street, 2nd Floor
 San Francisco, CA 94103
 t: 415-497-2050
 web: www.macarchs.com

DATE: 07-20-18
 PERMIT SUBMITTAL SET
 SCALE: 1/4" = 1'-0"

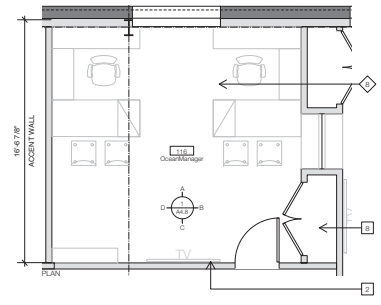
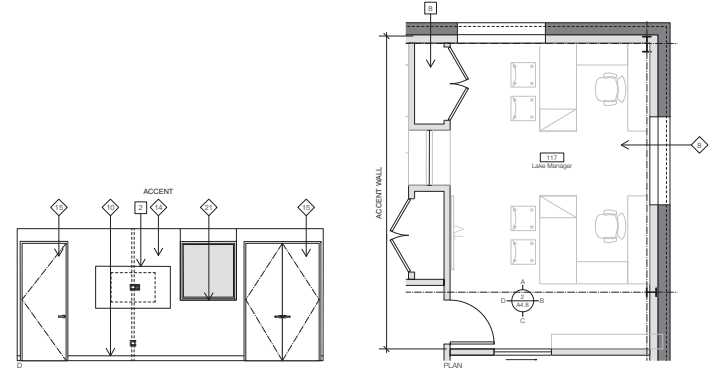
INTERIOR ELEVATIONS
A4.7



3 LAKE MANAGER'S OFFICE - 117 - INTERIOR ELEVATION



2 OCEAN MANAGER'S OFFICE - 116 - INTERIOR ELEVATION



- SHEET NOTES:**
- 1 FURNITURE N.I.C.
 - 2 OWNER SUPPLIED FLAT SCREEN TV PROVIDE BLOCKING FOR MOUNT & CONDUIT TO ABOVE CEILING
 - 3 PAINTED METAL LOCKERS
 - 4 HAND DRYER, SEE SPECS.
 - 5 MIRROR
 - 6 METAL FLOOR MOUNT TOILET PARTITION SYSTEM
 - 7 LINE OF COLLAM
 - 8 PROVIDE SH-ELF & COAT HOD @ CLOSET
 - 9 WALL HOOKS, SEE SPECS.
 - 10 WALL COUNTER SUPPORT ON BRICK
 - 11 FLUSH MT FIRE EXTINGUISHER CABINET SEE SPECS
 - 12 OWNER SUPPLIED TIME CARD PUNCH

- MATERIALS**
- ◇ CONC-1
 - ◇ CONC-2
 - ◇ WRGB
 - ◇ WMB-1
 - ◇ WYRL-1
 - ◇ TLE-1
 - ◇ TLE-2
 - ◇ CRT-1
 - ◇ ACT-1
 - ◇ RB-1
 - ◇ PT-1 - INTERIOR BATHROOMS
 - ◇ PT-2 - INTERIOR TRIM
 - ◇ PT-3 - INTERIOR WALL ADMIN
 - ◇ PT-4 - INTERIOR WALL ACCENT INT
 - ◇ PT-5 - INTERIOR WALL TRIM
 - ◇ FR-P (OR TILE-3)
 - ◇ CNTR-1 (BATHROOM)
 - ◇ CNTR-2 (CASEWORK - OFFICE)
 - ◇ VCT-1
 - ◇ VCT-2
 - ◇ PL-1 (CASEWORK LAMINATE)



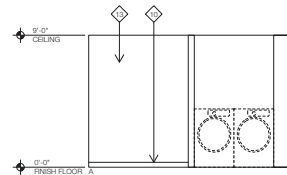
Copyright © 2014 by MacCarches Architects. All rights reserved. All drawings and written material appearing hereon constitute original copyrighted work of the Architect and may not be reproduced or disclosed in any manner without the written consent of MacCarches Architects.

THE OLYMPIC CLUB
599 SKYLINE BOULEVARD
SAN FRANCISCO, CA
9 4 1 3 2

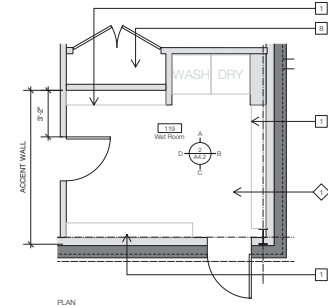
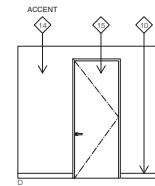
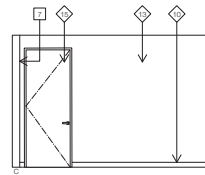
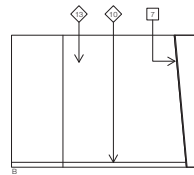
MACCARCHES
ARCHITECTS
479 Ninth Street, 2nd floor
San Francisco, CA 94103
t e l : 4 1 5 - 4 8 7 2 0 5 9
w e b : www.maccarches.com

DATE: 07-20-18
PERMIT SUBMITTAL SET
SCALE: 1/4" = 1'-0"

INTERIOR ELEVATIONS
A4.8



2 WET ROOM - 119 - INTERIOR ELEVATION

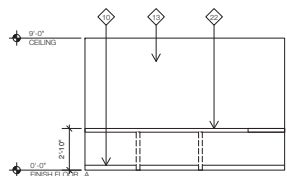


- SHEET NOTES:**
- 1 FURNITURE N.C.
 - 2 OWNER SUPPLIED FLAT SCREEN TV PROVIDE BLOCKING FOR MOUNT & CONDUIT TO ABOVE CEILING
 - 3 PAINTED METAL LOCKERS
 - 4 HAND DRYER, SEE SPECS.
 - 5 MIRROR
 - 6 METAL FLOOR MOUNT TOILET PARTITION SYSTEM
 - 7 LINE OF COLLAM
 - 8 PROVIDE S-SHELF & COAT HOD @ CLOSET
 - 9 WALL HOOKS, SEE SPECS.
 - 10 WALL COUNTER SUPPORT ON BRICK
 - 11 FLUSH MT FIRE EXTINGUISHER CABINET, SEE SPECS
 - 12 OWNER SUPPLIED TIME CARD PUNCH

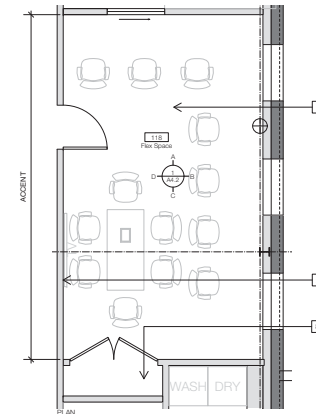
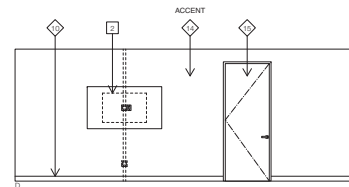
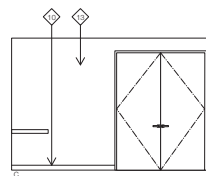
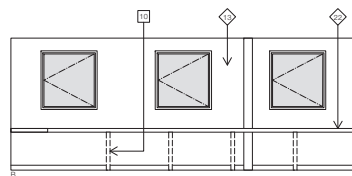
- MATERIALS**
- ◇ CONC-1
 - ◇ CONC-2
 - ◇ WRGB
 - ◇ WMB-1
 - ◇ WYRL-1
 - ◇ TILE-1
 - ◇ TILE-2
 - ◇ CRT-1
 - ◇ ACT-1
 - ◇ RB-1
 - ◇ PT-1 - INTERIOR BATHROOMS
 - ◇ PT-2 - INTERIOR TRIM
 - ◇ PT-3 - INTERIOR WALL ADMIN
 - ◇ PT-4 - INTERIOR WALL ACCENT INT
 - ◇ PT-5 - INTERIOR WALL TRIM
 - ◇ FR-P (OR TILE-3)
 - ◇ CNTR-1 (BATHROOM)
 - ◇ CNTR-2 (CASEWORK - OFFICE)
 - ◇ VCT-1
 - ◇ VCT-2
 - ◇ PL-1 (CASEWORK LAMINATE)



Copyright © 2014 by MacCracken Architects. All rights reserved. All drawings and written material are the property of MacCracken Architects. No part of this document may be reproduced or transmitted in any form or by any means, electronic, mechanical, photocopying, recording, or by any information storage and retrieval system, without the prior written consent of MacCracken Architects.



1 FLEX ROOM - 118 - INTERIOR ELEVATION

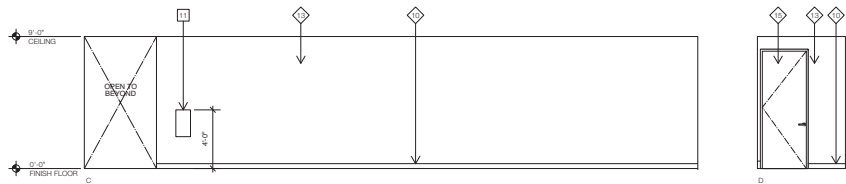


THE OLYMPIC CLUB
599 SKYLINE BOULEVARD
SAN FRANCISCO, CA
9 4 1 3 2

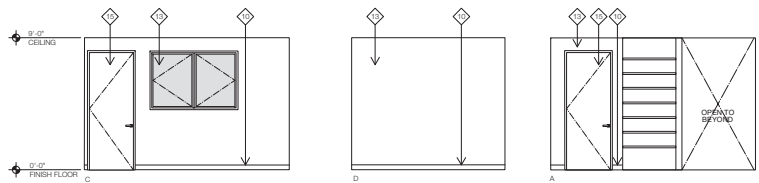
MACCRACKEN
ARCHITECTS
479 Ninth Street, 2nd Floor
San Francisco, CA 94114
t 415-448-7205
w: www.macarchs.com

DATE: 07-20-18
PERMIT SUBMITTAL SET
SCALE: 1/4" = 1'-0"

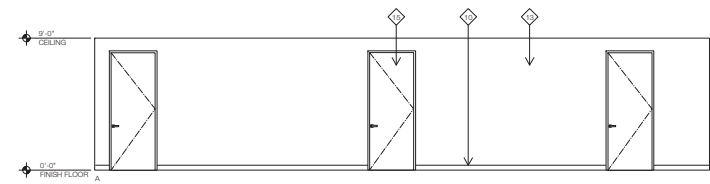
INTERIOR ELEVATIONS
A4.9



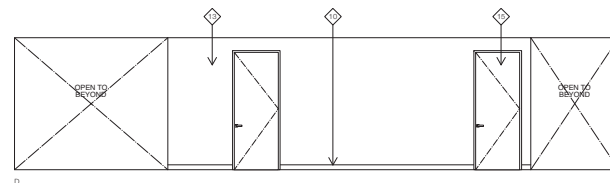
4 RECEPTION/CORRIDOR - 120 - INTERIOR ELEVATION



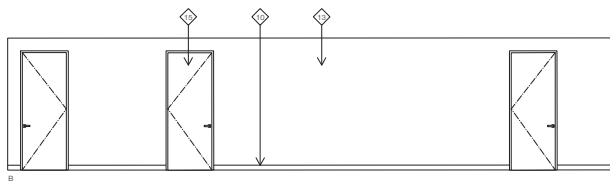
2 RECEPTION/CORRIDOR - 120 - INTERIOR ELEVATION



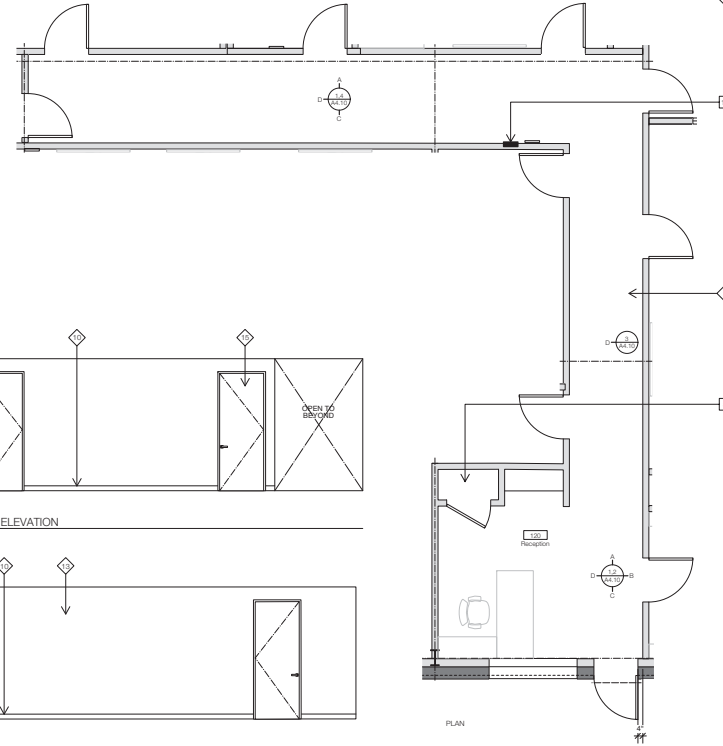
1 RECEPTION/CORRIDOR - 120 - INTERIOR ELEVATION



3 RECEPTION/CORRIDOR - 120 - INTERIOR ELEVATION



RECEPTION/CORRIDOR - 120 - INTERIOR ELEVATION



- SHEET NOTES:**
- 1 FURNITURE N.I.C.
 - 2 OWNER SUPPLIED FLAT SCREEN TV PROVIDE BLOCKING FOR MOUNT & CONDUIT TO ABOVE CEILING
 - 3 PAINTED METAL LOCKERS
 - 4 HAND DRYER, SEE SPECS.
 - 5 MIRROR
 - 6 METAL FLOOR MOUNT TOILET PARTITION SYSTEM
 - 7 LINE OF COLLAM
 - 8 PROVIDE SH-ELF & COAT HOD @ CLOSET
 - 9 WALL HOOKS, SEE SPECS.
 - 10 WALL COUNTER SUPPORT ON BRICK
 - 11 FLUSH MT FIRE EXTINGUISHER CABINET, SEE SPECS
 - 12 OWNER SUPPLIED TIME CARD PUNCH

- MATERIALS**
- ◇ CONC-1
 - ◇ CONC-2
 - ◇ WRGB
 - ◇ WMB-1
 - ◇ WYRL-1
 - ◇ TILE-1
 - ◇ TILE-2
 - ◇ CRT-1
 - ◇ ACT-1
 - ◇ FB-1
 - ◇ PT-1 - INTERIOR BATHROOMS
 - ◇ PT-2 - INTERIOR TRIM
 - ◇ PT-3 - INTERIOR WALL ADMIN
 - ◇ PT-4 - INTERIOR WALL ACCENT INT
 - ◇ PT-5 - INTERIOR WALL TRIM
 - ◇ FR-P (OR TILE-3)
 - ◇ CNTR-1 (BATHROOM)
 - ◇ CNTR-2 (CASEWORK - OFFICE)
 - ◇ VCT-1
 - ◇ VCT-2
 - ◇ PL-1 (CASEWORK LAMINATE)



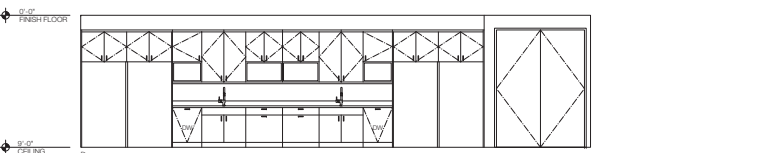
Copyright © 2014 by MacCarcher Architects. All rights reserved. All drawings and notes are the property of MacCarcher Architects. No part of this drawing and notes may be reproduced or transmitted in any form or by any means, electronic, mechanical, photocopying, recording, or by any information storage and retrieval system, without the prior written consent of MacCarcher Architects.

THE OLYMPIC CLUB
599 SKYLINE BOULEVARD
SAN FRANCISCO, CA
9 4 1 3 2

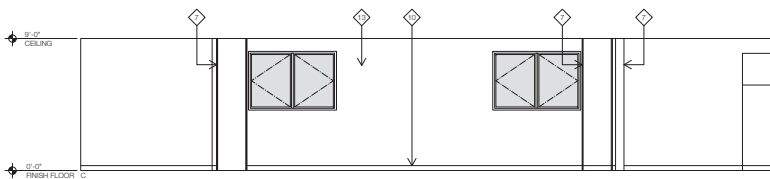
MACCARCHER ARCHITECTS
479 Ninth Street, 2nd Floor
San Francisco, CA 94103
t: 415-487-2050
w: www.maccarcher.com

DATE: 07-20-18
PERMIT SUBMITTAL SET
SCALE: 1/4" = 1'-0"

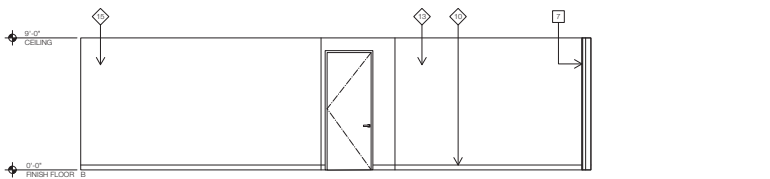
INTERIOR ELEVATIONS
A4.10



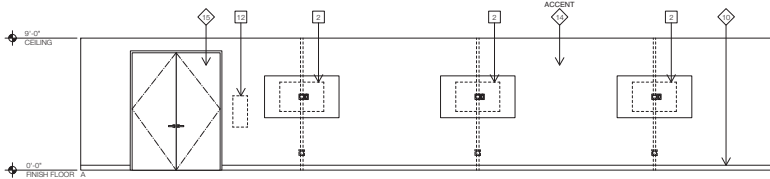
4 BREAK ROOM - 121 - INTERIOR ELEVATION



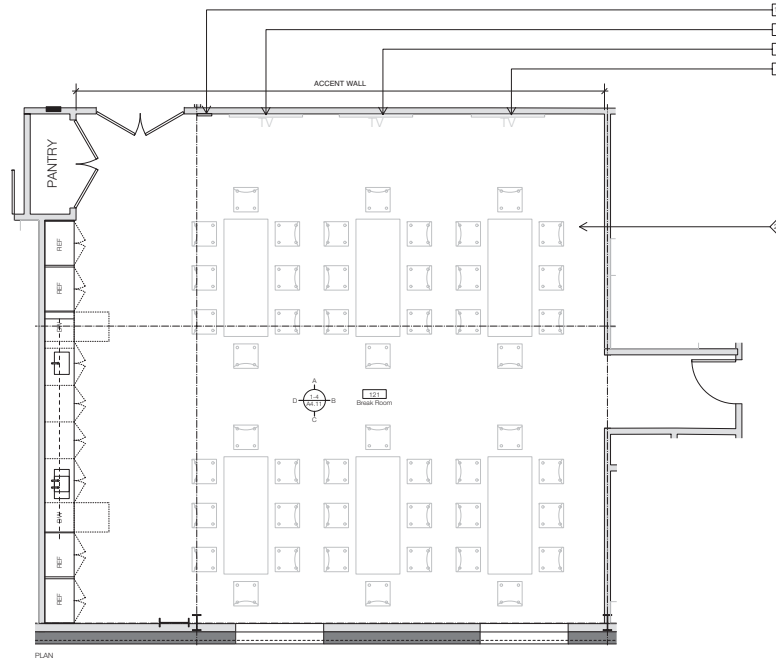
3 BREAK ROOM - 121 - INTERIOR ELEVATION



2 BREAK ROOM - 121 - INTERIOR ELEVATION



1 BREAK ROOM - 121 - INTERIOR ELEVATION



- SHEET NOTES:**
- 1 FURNITURE N.I.C.
 - 2 OWNER SUPPLIED FLAT SCREEN TV PROVIDE BLOCKING FOR MOUNT & CONDUIT TO ABOVE CEILING
 - 3 PAINTED METAL LOCKERS
 - 4 HAND DRYER, SEE SPECS.
 - 5 MIRROR
 - 6 METAL FLOOR MOUNT TOILET PARTITION SYSTEM
 - 7 LINE OF COLLAM
 - 8 PROVIDE SH-ELF & COAT HOD @ CLOSET
 - 9 WALL HOOKS, SEE SPECS.
 - 10 WALL COUNTER SUPPORT ON BRICK
 - 11 FLUSH MT FIRE EXTINGUISHER CABINET, SEE SPECS
 - 12 OWNER SUPPLIED TIME CARD PUNCH

- MATERIALS**
- ◇ CONC-1
 - ◇ CONC-2
 - ◇ WRGB
 - ◇ WMB-1
 - ◇ WML-1
 - ◇ TILE-1
 - ◇ TILE-2
 - ◇ CRT-1
 - ◇ ACT-1
 - ◇ FB-1
 - ◇ PT-1 - INTERIOR BATHROOMS
 - ◇ PT-2 - INTERIOR TRIM
 - ◇ PT-3 - INTERIOR WALL ADMIN
 - ◇ PT-4 - INTERIOR WALL ACCENT INT
 - ◇ PT-5 - INTERIOR WALL TRIM
 - ◇ FR-P (OR TILE-3)
 - ◇ CNTR-1 (BATHROOM)
 - ◇ CNTR-2 (CASWORK - OFFICE)
 - ◇ WCT-1
 - ◇ WCT-2
 - ◇ PL-1 (CASWORK LAMINATE)



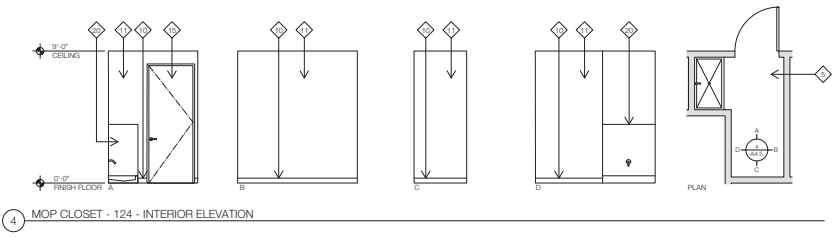
Copyright © 2014 by MacCarches Architects. All rights reserved. All drawings and notes are prepared by MacCarches Architects. No part of this document may be reproduced or transmitted in any form or by any means, electronic or mechanical, including photocopying, recording, or by any information storage and retrieval system, without the prior written consent of MacCarches Architects.

THE OLYMPIC CLUB
 599 SKYLINE BOULEVARD
 SAN FRANCISCO, CA
 9 4 1 3 2

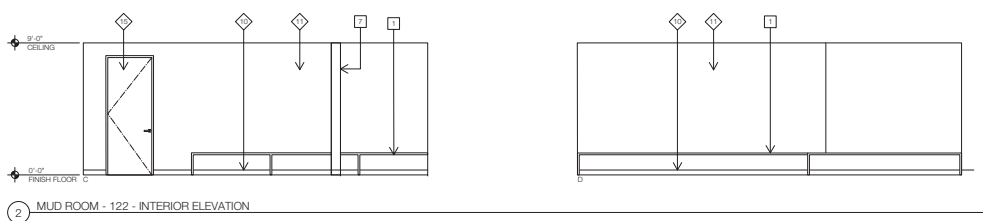
MACCARCHES
 ARCHITECTS
 479 Ninth Street, 2nd Floor
 San Francisco, CA 94103
 t 4 1 5 - 4 8 7 2 0 5 9
 w e b : www.maccarches.com

DATE: 07-20-18
 PERMIT SUBMITTAL SET
 SCALE: 1/4" = 1'-0"

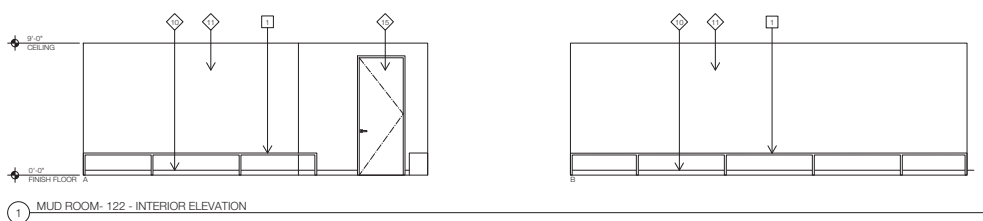
INTERIOR ELEVATIONS
A4.11



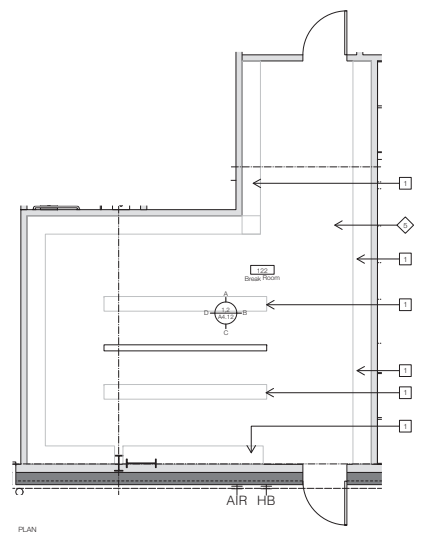
4 MOP CLOSET - 124 - INTERIOR ELEVATION



2 MUD ROOM - 122 - INTERIOR ELEVATION



1 MUD ROOM - 122 - INTERIOR ELEVATION



PLAN

- SHEET NOTES:**
- 1 FURNITURE N.I.C.
 - 2 OWNER SUPPLIED FLAT SCREEN TV PROVIDE BLOCKING FOR MOUNT & CONDUIT TO ABOVE CEILING
 - 3 PAINTED METAL LOCKERS
 - 4 HAND DRYER, SEE SPECS.
 - 5 MIRROR
 - 6 METAL FLOOR MOUNT TOILET PARTITION SYSTEM
 - 7 LINE OF COLLUM
 - 8 PROVIDE SH-ELF & COAT HOD @ CLOSET
 - 9 WALL HOOKS, SEE SPECS.
 - 10 WALL COUNTER SUPPORT ON BRICK
 - 11 FLUSH MT FIRE EXTINGUISHER CABINET, SEE SPECS
 - 12 OWNER SUPPLIED TIME CARD PUNCH

- MATERIALS**
- ◇ CONC-1
 - ◇ CONC-2
 - ◇ WRGB
 - ◇ WRWB-1
 - ◇ WRYW-1
 - ◇ TILE-1
 - ◇ TILE-2
 - ◇ CRT-1
 - ◇ ACT-1
 - ◇ FB-1
 - ◇ PT-1 - INTERIOR BATHROOMS
 - ◇ PT-2 - INTERIOR TRIM
 - ◇ PT-3 - INTERIOR WALL ADMIN
 - ◇ PT-4 - INTERIOR WALL ACCENT INT
 - ◇ PT-5 - INTERIOR WALL TRIM
 - ◇ FR-P (OR TILE-3)
 - ◇ CNTR-1 (BATHROOM)
 - ◇ CNTR-2 (CASEWORK - OFFICE)
 - ◇ VCT-1
 - ◇ VCT-2
 - ◇ PL-1 (CASEWORK LAMINATE)



Copyright © 2014 by MacCarches Architects. All rights reserved. All drawings and written material are the property of MacCarches Architects. No part of this document may be reproduced or transmitted in any form or by any means, electronic, mechanical, photocopying, recording, or by any information storage and retrieval system, without the prior written consent of MacCarches Architects.

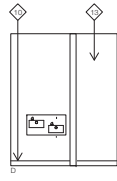
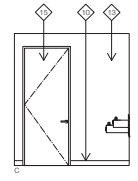
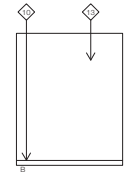
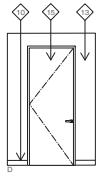
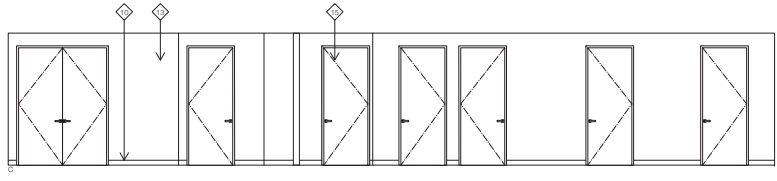
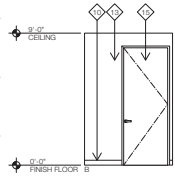
THE OLYMPIC CLUB
 599 SKYLINE BOULEVARD
 SAN FRANCISCO, CA
 9 4 1 3 2

MACCARCHES ARCHITECTS
 479 Ninth Street, 2nd Floor
 San Francisco, CA 94103
 t e l : 4 1 5 - 4 8 7 - 2 0 5 9
 w e b : www.maccarches.com

DATE: 07-20-18
 PERMIT SUBMITTAL SET

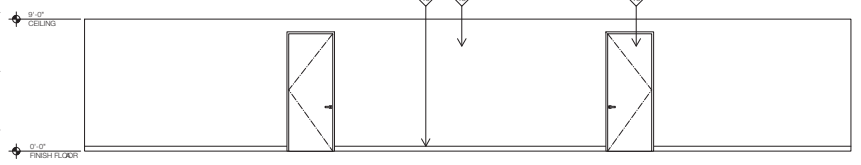
SCALE: 1/4" = 1'-0"

INTERIOR ELEVATIONS
A4.12

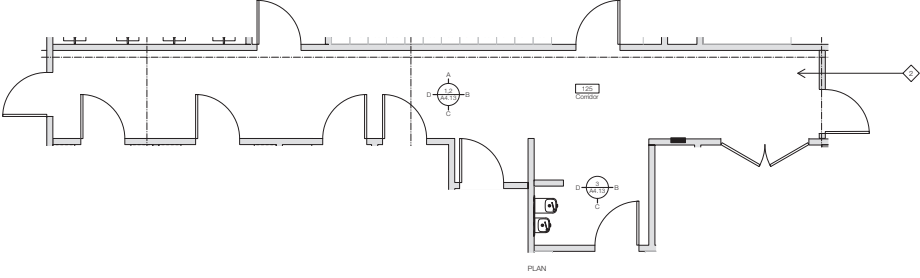


2 CORRIDOR - 125 - INTERIOR ELEVATION

3 CORRIDOR - 125 - INTERIOR ELEVATION



1 CORRIDOR - 125 - INTERIOR ELEVATION



- SHEET NOTES:**
- 1 FURNITURE N.I.C.
 - 2 OWNER SUPPLIED FLAT SCREEN TV PROVIDE BLOCKING FOR MOUNT & CONDUIT TO ABOVE CEILING
 - 3 PAINTED METAL LOCKERS
 - 4 HAND DRYER, SEE SPECS.
 - 5 MIRROR
 - 6 METAL FLOOR MOUNT TOILET PARTITION SYSTEM
 - 7 LINE OF COLLUM
 - 8 PROVIDE S-SHELF & COAT HOD @ CLOSET
 - 9 WALL HOOKS, SEE SPECS.
 - 10 WALL COUNTER SUPPORT ON BRICK
 - 11 FLUSH MT FIRE EXTINGUISHER CABINET, SEE SPECS
 - 12 OWNER SUPPLIED TIME CARD PUNCH

- MATERIALS**
- ◇ CONC-1
 - ◇ CONC-2
 - ◇ WRGB
 - ◇ WMB-1
 - ◇ WYRL-1
 - ◇ TLE-1
 - ◇ TLE-2
 - ◇ CRT-1
 - ◇ ACT-1
 - ◇ FB-1
 - ◇ PT-1 - INTERIOR BATHROOMS
 - ◇ PT-2 - INTERIOR TRIM
 - ◇ PT-3 - INTERIOR WALL ADMIN
 - ◇ PT-4 - INTERIOR WALL ACCENT INT
 - ◇ PT-5 - INTERIOR WALL TRIM
 - ◇ FR-P (OR TILE-3)
 - ◇ CNTR-1 (BATHROOM)
 - ◇ CNTR-2 (CASEWORK - OFFICE)
 - ◇ VCT-1
 - ◇ VCT-2
 - ◇ PL-1 (CASEWORK LAMINATE)



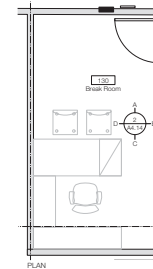
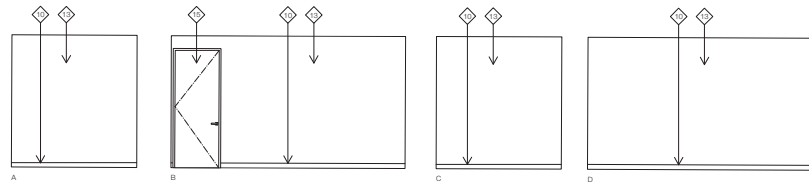
Copyright © 2014 by MacCarches Architects. All rights reserved. All drawings and written material are the property of MacCarches Architects. No part of this document may be reproduced or transmitted in any form or by any means, electronic or mechanical, including photocopying, recording, or by any information storage and retrieval system, without the prior written consent of MacCarches Architects.

THE OLYMPIC CLUB
599 SKYLINE BOULEVARD
SAN FRANCISCO, CA
9 4 1 3 2

MACCARCHES ARCHITECTS
479 Ninth Street, 2nd Floor
San Francisco, CA 94103
t 415-448-7200
web: www.maccarches.com

DATE: 07-26-18
PERMIT SUBMITTAL SET
SCALE: 1/4" = 1'-0"

INTERIOR ELEVATIONS
A4.13



- SHEET NOTES:**
- 1 FURNITURE N.I.C.
 - 2 OWNER SUPPLIED FLAT SCREEN TV PROVIDE BLOCKING FOR MOUNT & CONDUIT TO ABOVE CEILING
 - 3 PAINTED METAL LOCKERS
 - 4 HAND DRYER, SEE SPECS.
 - 5 MIRROR
 - 6 METAL FLOOR MOUNT TOILET PARTITION SYSTEM
 - 7 LINE OF COLLUM
 - 8 PROVIDE SH-ELF & COAT HOD @ CLOSET
 - 9 WALL HOOKS, SEE SPECS.
 - 10 W/ WALL COUNTER SUPPORT ON BRICK
 - 11 FLUSH MT FIRE EXTINGUISHER CABINET, SEE SPECS.
 - 12 OWNER SUPPLIED TIME CARD PUNCH

- MATERIALS**
- ◇ CONG-1
 - ◇ CONG-2
 - ◇ WRGB
 - ◇ WMB-1
 - ◇ WNL-1
 - ◇ TILE-1
 - ◇ TILE-2
 - ◇ ACT-1
 - ◇ CRPT-1
 - ◇ FB-1
 - ◇ PT-1 - INTERIOR BATHROOMS
 - ◇ PT-2 - INTERIOR TRIM
 - ◇ PT-3 - INTERIOR WALL ADMIN
 - ◇ PT-4 - INTERIOR WALL ACCENT INT
 - ◇ PT-5 - INTERIOR WALL TRIM
 - ◇ FR-P (OR TILE-3)
 - ◇ CNTR-1 (BATHROOM)
 - ◇ CNTR-2 (CASEWORK - OFFICE)
 - ◇ VCT-1
 - ◇ VCT-2
 - ◇ PL-1 (CASEWORK LAMINATE)



Copyright © 2014 by MacCarche Architects. All rights reserved. All drawings and written material are the property of MacCarche Architects. No part of this document may be reproduced or transmitted in any form or by any means, electronic or mechanical, including photocopying, recording, or by any information storage and retrieval system, without the prior written consent of MacCarche Architects.

THE OLYMPIC CLUB
 599 SKYLINE BOULEVARD
 SAN FRANCISCO, CA
 9 4 1 3 2


MACCARCHES
 ARCHITECTS
 479 Ninth Street, 2nd Floor
 San Francisco, CA 94103
 t e l : 4 1 5 - 4 8 7 - 2 0 5 0
 w e b : w w w . m a c c a r c h e . c o m

DATE: 07-20-18
 PERMIT SUBMITTAL SET
 SCALE: 1/4" = 1'-0"

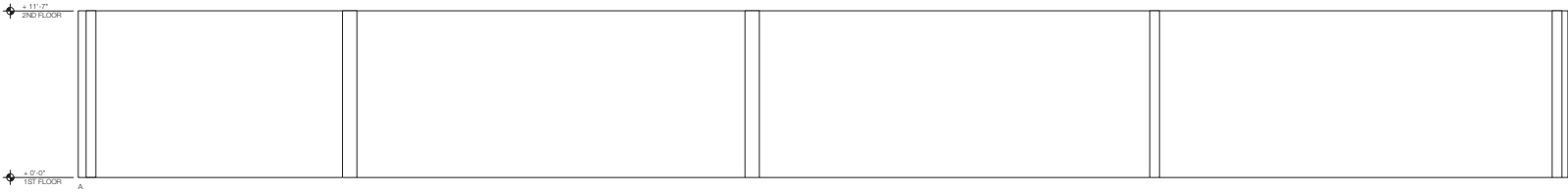
INTERIOR ELEVATIONS
A4.14

2 OFFICE - 130 - INTERIOR ELEVATION

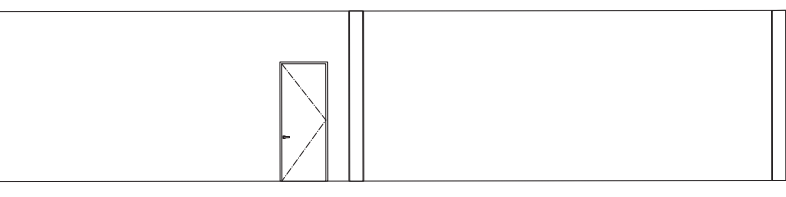
1 IRRIGATION STORAGE - 126 - INTERIOR ELEVATION




5 EQUIPMENT STORAGE - 001 - INTERIOR ELEVATION



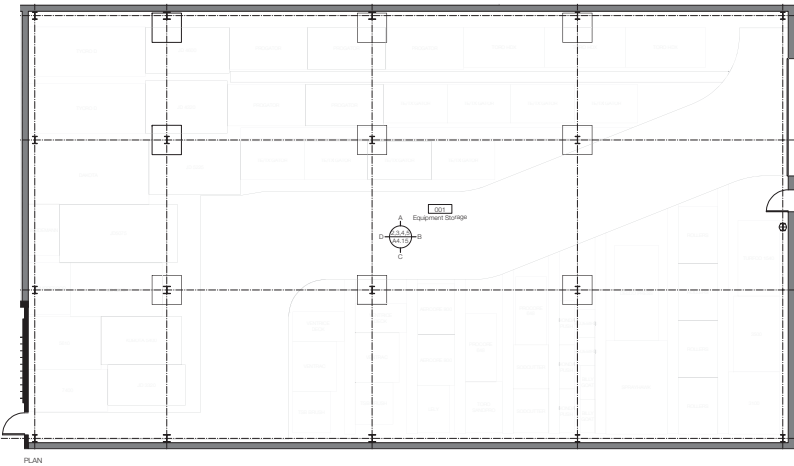
4 EQUIPMENT STORAGE - 001 - INTERIOR ELEVATION



3 EQUIPMENT STORAGE - 001 - INTERIOR ELEVATION



2 EQUIPMENT STORAGE - 001 - INTERIOR ELEVATION



1 EQUIPMENT STORAGE - 001 - ENLARGED PLAN

SCALE: 1/8" = 1'-0"

- SHEET NOTES:**
- 1 FURNITURE N.I.C.
 - 2 OWNER SUPPLIED FLAT SCREEN TV PROVIDE BLOCKING FOR MOUNT & CONDUIT TO ABOVE CEILING
 - 3 PAINTED METAL LOCKERS
 - 4 HAND DRYER, SEE SPECS.
 - 5 MIRROR
 - 6 METAL FLOOR MOUNT TOILET PARTITION SYSTEM
 - 7 LINE OF COLLAR
 - 8 PROVIDE SH-ELF & COAT HOD @ CLOSET
 - 9 WALL HOOKS, SEE SPECS.
 - 10 WALL COUNTER SUPPORT ON BRICK
 - 11 FLUSH MT FIRE EXTINGUISHER CABINET, SEE SPECS.
 - 12 OWNER SUPPLIED TIME CARD PUNCH

- MATERIALS**
- ◇ CONC-1
 - ◇ CONC-2
 - ◇ WRGB
 - ◇ WMB-1
 - ◇ WNYL-1
 - ◇ TILE-1
 - ◇ TILE-2
 - ◇ CRT-1
 - ◇ ACT-1
 - ◇ RB-1
 - ◇ PT-1 - INTERIOR BATHROOMS
 - ◇ PT-2 - INTERIOR TRIM
 - ◇ PT-3 - INTERIOR WALL ADMIN
 - ◇ PT-4 - INTERIOR WALL ACCENT INT
 - ◇ PT-5 - INTERIOR WALL TRIM
 - ◇ FR-P (OR TILE-3)
 - ◇ CNTR-1 (BATHROOM)
 - ◇ CNTR-2 (CASEWORK - OFFICE)
 - ◇ VCT-1
 - ◇ VCT-2
 - ◇ PL-1 (CASEWORK LAMINATE)



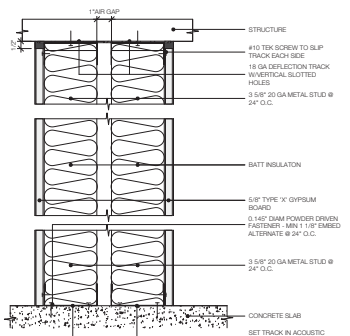
Copyright © 2014 by MacCarche Architects. All rights reserved. All drawings and written material prepared, revised, modified, original, reproduced or otherwise used without the written consent of MacCarche Architects.

THE OLYMPIC CLUB
 599 SKYLINE BOULEVARD
 SAN FRANCISCO, CA
 9 4 1 3 2

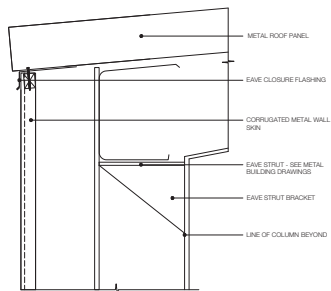
M A C C A R C H E
A R C H I T E C T S
 479 Ninth Street, 2nd Floor
 San Francisco, CA 94103
 t e l : 4 1 5 - 4 8 7 2 0 5 0
 w e b : w w w . m a c a r c h e . c o m

DATE: 07-20-18
 PERMIT SUBMITTAL SET
 SCALE: 1/4" = 1'-0" U.G.N.

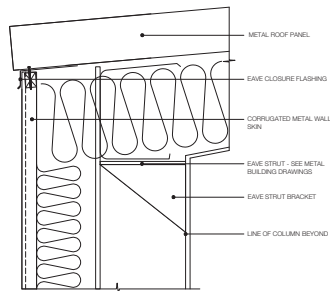
INTERIOR ELEVATIONS
A4.15



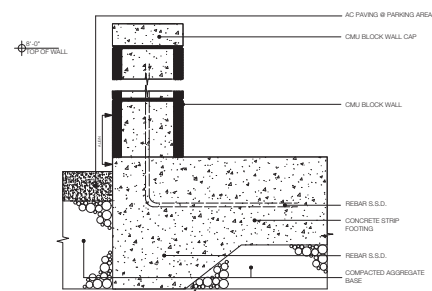
12 W-6 FULL HEIGHT SOUND DAMPENING PARTITION SCALE: 1 1/2" = 1'-0"



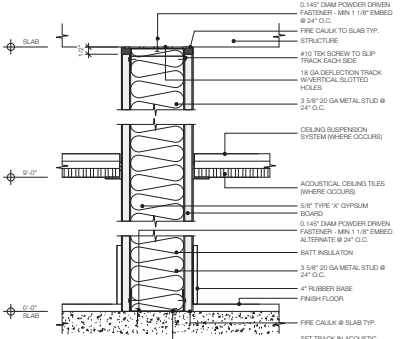
9 W-3 WALL TYPE @ HEAD SCALE: 1 1/2" = 1'-0"



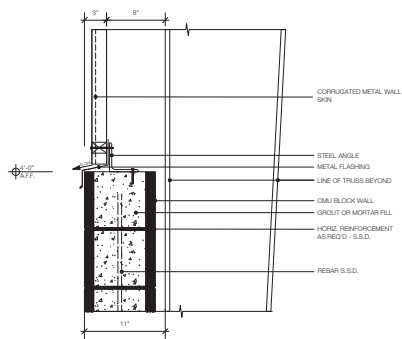
6 W-2 WALL TYPE @ HEAD SCALE: 1 1/2" = 1'-0"



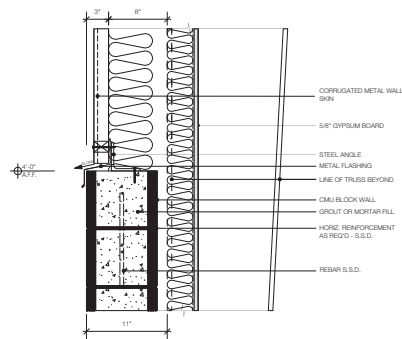
3 W-7 WALL TYPE @ SAND STORAGE SCALE: 1 1/2" = 1'-0"



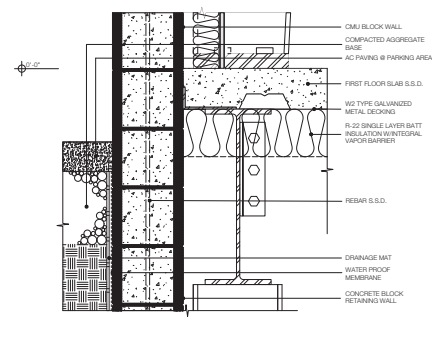
11 W-5 FULL HEIGHT PARTITION - 1 HR RATED SCALE: 1 1/2" = 1'-0"



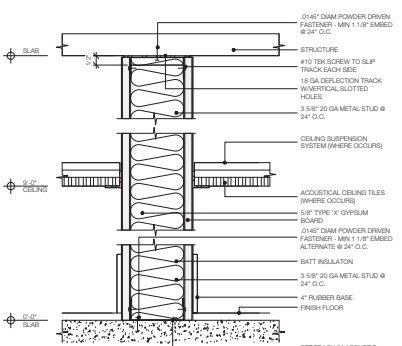
8 W-3 WALL TYPE @ TRANSITION TO MTL BUILDING SCALE: 1 1/2" = 1'-0"



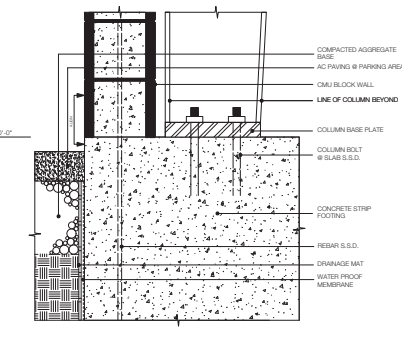
5 W-2 WALL TYPE @ TRANSITION TO MTL BUILDING SCALE: 1 1/2" = 1'-0"



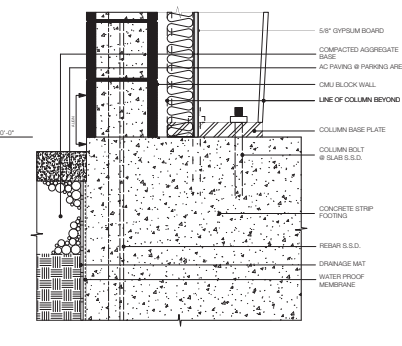
2 W-1 WALL TYPE @ FIRST FLOOR SCALE: 1 1/2" = 1'-0"



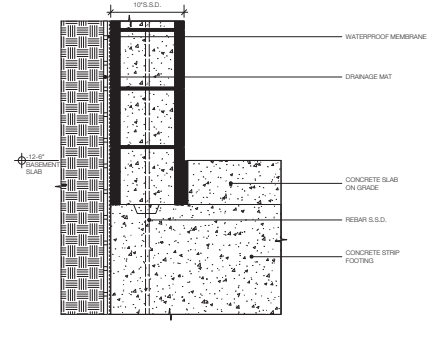
10 W-4 FULL HEIGHT PARTITION - NON RATED SCALE: 1 1/2" = 1'-0"



7 W-3 WALL TYPE @ FOUNDATION SLAB SCALE: 1 1/2" = 1'-0"



4 W-2 WALL TYPE @ FOUNDATION SLAB SCALE: 1 1/2" = 1'-0"



1 W-1 WALL TYPE @ BASEMENT FOUNDATION SCALE: 1 1/2" = 1'-0"

SHEET NOTES:
 ○ WHERE EXISTING SPRAY ON FIRE RATED MATERIAL IS DISTURBED BY WALL FRAMING, REPLACE WITH NEW MATERIAL TO PROVIDE A 2-HR FLOOR RATING.
 ○ ADHESIVE, ISOLATE AND DRAINS SHALL COMPLY WITH VOC LIMITS - CALGREEN 5.25A.4.1



Copyright © 2018, by MacCracken Architects. All rights reserved. All drawings and notes remain the property of MacCracken Architects. No part of these drawings and notes may be reproduced or transmitted in any form or by any means, electronic or mechanical, including photocopying, recording, or by any information storage and retrieval system, without written consent of MacCracken Architects.

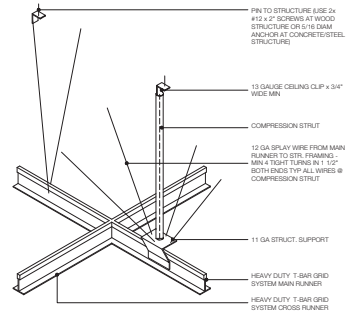
THE OLYMPIC CLUB
 599 SKYLINE BOULEVARD
 SAN FRANCISCO, CA
 9 4 1 3 2

MACCRACKEN
 ARCHITECTS
 479 Ninth Street, 2nd floor
 San Francisco, CA 94103
 t e l . 4 1 5 . 4 8 7 . 2 0 5 0
 w e b : www.maccrack.chs.com

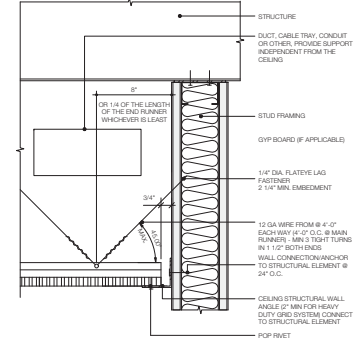
DATE: 07-30-18
 PERMIT SUBMITTAL SET

SCALE: 1" = 1/2" U.O.N.

WALL DETAILS
A5.0

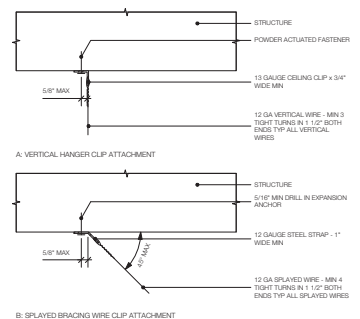


6 COMPRESSION STRUT DETAIL

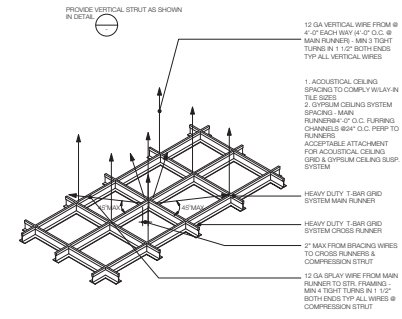


3 SUSPENDED CEILING GRID @ WALL WITH OBSTRUCTION ABOVE

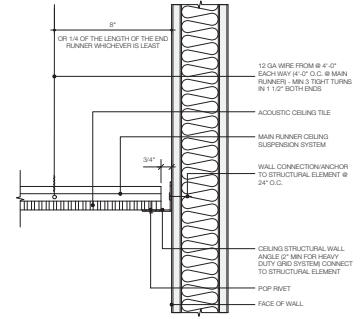
9



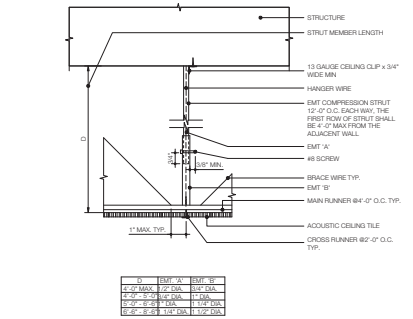
8 SUSPENDED CEILING WIRE CONNECTION DETAILS @ STRUCTURE



5 SUSPENDED CEILING GRID DETAIL



2 SUSPENDED CEILING GRID @ WALL NO OBSTRUCTION ABOVE

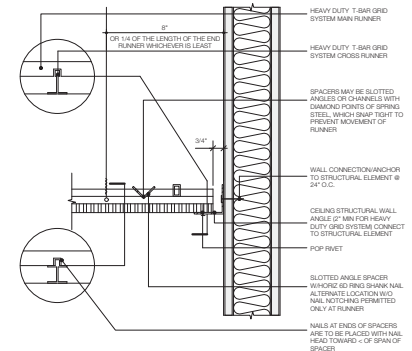


7 SUSPENDED CEILING STRUT DETAIL

SUSPENDED CEILING GENERAL NOTES:

- HEAVY DUTY T-BAR GRID SYSTEM.
- MINIMUM 2" WIDE PERIMETER SUPPORTING CLOSURE ANGLE (ALL SIDES).
- ATTACH CEILING GRID AT ONE END OF EACH ORTHOGONAL HORIZONTAL DIRECTION TO CLOSURE ANGLE.
- OTHER ENDS IN EACH ORTHOGONAL HORIZONTAL DIRECTION ARE FREE TO SLIDE RESTING ON THE CLOSURE ANGLE AND WITH A 3/4" CLEARANCE FROM THE WALL.
- FOR CEILING EXCEEDING 1,000 SQ FT PROVIDE HORIZONTAL RESTRAINT OF THE CEILING SYSTEM TO THE STRUCTURAL SYSTEM. HORIZONTAL RESTRAINT TREASURY AREAS APPROXIMATELY EQUAL. ROOF BRACES PERMITTED IN LIEU OF DIAGONAL SPLAY WIRES. (SEE ASCE 7 SECTION 13.5.6.2.2c FOR ADDITIONAL BRACING REQUIREMENTS).
- FOR CEILING EXCEEDING 2,500 SQ FT PROVIDE SEISMIC SEPARATION JOINT OR FULL HEIGHT PARTITIONS TO REDUCE AREAS TO LESS THAN 1,000 SQ FT. (SEE ASCE 7 SECTION 13.5.6.2.2c FOR STRUCTURAL ANALYSES ALTERNATIVE IN LIEU OF THIS REQUIREMENT).
- FOR CEILING WITHOUT ROOF BRACING PROVIDE 2" OVERSIZED TRIM RINGS FOR BRIMMERES AND OTHER PARTITIONS TO ACCOMMODATE 1" FREE MOVEMENT IN ALL HORIZONTAL DIRECTIONS. (SEE ASCE 7 SECTION 13.5.6.2.2c AND 13.5.6.3 FOR ALTERNATIVE DESIGN).
- CHANGES IN CEILING PLANE SHALL BE PROVIDED WITH POSITIVE BRACING.
- CABLE TRAYS AND ELECTRICAL CONDUITS SHALL BE INDEPENDENTLY SUPPORTED AND BRACED.

4 SUSPENDED CEILING NOTES



1 SUSPENDED CEILING GRID DETAIL

SHEET NOTES:



Copyright © 2018, by MacCracken Architects. All rights reserved. All drawings and notes remain the property of MacCracken Architects. No part of this drawing may be reproduced or transmitted in any form or by any means, electronic or mechanical, including photocopying, recording, or by any information storage and retrieval system, without written consent of MacCracken Architects.

THE OLYMPIC CLUB
599 SKYLINE BOULEVARD
SAN FRANCISCO, CA
9 4 1 3 2

MACCRACKEN
ARCHITECTS
479 Ninth Street, 2nd floor
San Francisco, CA 94103
t e l . 4 1 5 . 4 8 7 . 2 0 5 0
w e b : www.macarchs.com

DATE: 07-30-18
PERMIT SUBMITTAL SET

SCALE: 1" = 1/2" U.O.N.

SUSPENDED CEILING DETAILS

A5.1

SHEET NOTES:



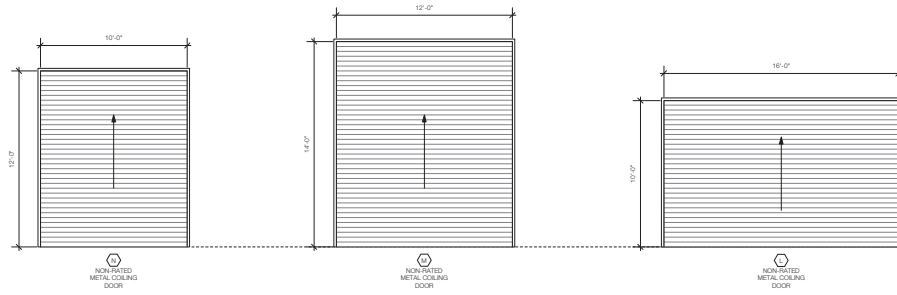
Copyright © 2018 by MacCracken Architects. All rights reserved. All drawings and written material appearing herein, constitute original and unpublished work of the Architect and may not be duplicated, used or disclosed without the written consent of MacCracken Architects.

THE OLYMPIC CLUB
599 SKYLINE BOULEVARD
SAN FRANCISCO, CA
9 4 1 3 2

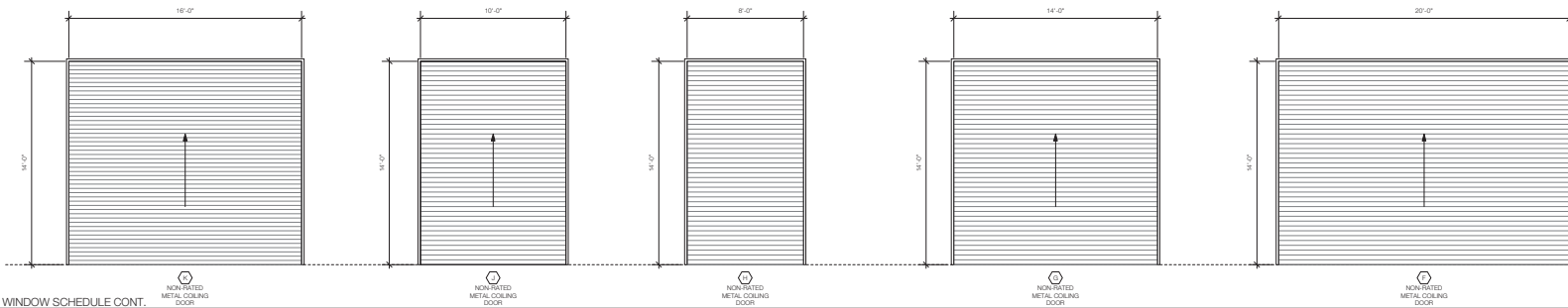
MACCRACKEN
ARCHITECTS
479 Ninth Street, 2nd floor
San Francisco, CA 94103
t e l : + 1 5 0 4 8 7 2 0 5 0
w e b : www.macarchs.com

DATE: 07-30-18
PERMIT SUBMITTAL SET
SCALE: 1/4" = 1'-0"

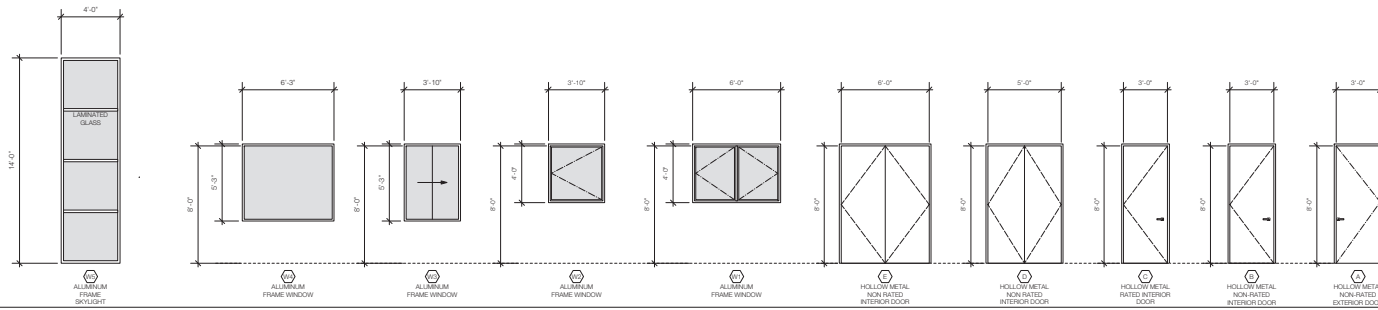
DOOR & WINDOW SCHEDULE
A6.0



3 DOOR & WINDOW SCHEDULE CONT.



2 DOOR & WINDOW SCHEDULE CONT.



1 DOOR & WINDOW SCHEDULE

SHEET NOTES:

DOOR & WINDOW SCHEDULE										
Door ID	Type	Opening Size	Thickness	Finish	Fire Rating	Hardware	Frame	Acoustical	Notes	Description
001	L	16'-0" x 10'-0"	3/4"	Non-Insulated	Paint	NR	Metal		Colling Door	Basement Equipment 001
001A	A	3'-0" x 8'-0"	1-3/4"	Paint	NR	See Specs	Metal		Provide door closer	Basement Equipment 001
001C	C	3'-0" x 8'-0"	1-3/4"	Paint	1HR Rated	See Specs	Metal			Basement Stair
100	A	3'-0" x 8'-0"	1-3/4"	Paint	NR	See Specs	Metal		Provide door closer	Pump Room 100
100A	J	16'-0" x 14'-0"	3/4"	Non-Insulated	Paint	NR	See Specs		Steel Overhead Colling Door	Pump Room 100
101	E	8'-0" x 8'-0"	1-3/4"	Paint	NR	See Specs	Metal		Provide door closer	Pump Room
102	A	3'-0" x 8'-0"	1-3/4"	Paint	NR	See Specs	Metal		Provide door closer	Office 102
102A	G	14'-0" x 14'-0"	3/4"	Non-Insulated	Paint	NR	See Specs		Steel Overhead Colling Door	Soil & Sest 102
103	E	8'-0" x 8'-0"	1-3/4"	Paint	NR	See Specs	Metal		Provide door closer	Storage 103
105	A	3'-0" x 8'-0"	1-3/4"	Paint	NR	See Specs	Metal		Provide door closer	Mechanics Area 105
105A	F	20'-0" x 14'-0"	3/4"	Non-Insulated	Paint	NR	See Specs		Steel Overhead Colling Door	Mechanics Area 105
105B	F	20'-0" x 14'-0"	3/4"	Non-Insulated	Paint	NR	See Specs		Steel Overhead Colling Door	Mechanics Area 105
105C	E	6'-0" x 8'-0"	1-3/4"	Paint	NR	See Specs	Metal		Provide door closer	Mechanics Area 105
105D	F	20'-0" x 14'-0"	3/4"	Non-Insulated	Paint	NR	See Specs		Steel Overhead Colling Door	Mechanics Area 105
106	B	3'-0" x 8'-0"	1-3/4"	Paint	NR	See Specs	Metal		Provide door closer	Oil Storage 106
106A	J	16'-0" x 14'-0"	3/4"	Non-Insulated	Paint	NR	See Specs		Provide door closer	Office 106
107	E	8'-0" x 8'-0"	1-3/4"	Paint	NR	See Specs	Metal		Double Door	Grinding Room 107
108	E	8'-0" x 8'-0"	1-3/4"	Paint	NR	See Specs	Metal		Double Door	Parts Room 108
109	B	3'-0" x 8'-0"	1-3/4"	Paint	NR	See Specs	Metal		Provide door closer	Mechanics Office 109
110	B	3'-0" x 8'-0"	1-3/4"	Paint	NR	See Specs	Metal		Provide door closer	Unisex Bathroom 110
111	A	3'-0" x 8'-0"	1-3/4"	Paint	NR	See Specs	Metal		Provide door closer	Equipment Storage 111
111A	A	3'-0" x 8'-0"	1-3/4"	Paint	NR	See Specs	Metal		Provide door closer	Equipment Storage 111
111B	C	3'-0" x 8'-0"	1-3/4"	Paint	NR	See Specs	Metal		Provide door closer	Office 111
111C	A	3'-0" x 8'-0"	1-3/4"	Paint	1HR Rated	See Specs	Metal		Provide door closer	Stair 110
111D	A	3'-0" x 8'-0"	1-3/4"	Paint	NR	See Specs	Metal		Provide door closer	Office 111
111E	B	3'-0" x 8'-0"	1-3/4"	Paint	NR	See Specs	Metal		Provide door closer	Equipment Storage Room 111
111F	F	20'-0" x 14'-0"	3/4"	Non-Insulated	Paint	NR	See Specs		Steel Overhead Colling Door	Equipment Storage 111
111G	F	20'-0" x 14'-0"	3/4"	Non-Insulated	Paint	NR	See Specs		Steel Overhead Colling Door	Equipment Storage 111
111H	F	20'-0" x 14'-0"	3/4"	Non-Insulated	Paint	NR	See Specs		Steel Overhead Colling Door	Equipment Storage 111
111I	F	20'-0" x 14'-0"	3/4"	Non-Insulated	Paint	NR	See Specs		Steel Overhead Colling Door	Equipment Storage 111
111K	F	20'-0" x 14'-0"	3/4"	Non-Insulated	Paint	NR	See Specs		Steel Overhead Colling Door	Equipment Storage 111
111L	F	20'-0" x 14'-0"	3/4"	Non-Insulated	Paint	NR	See Specs		Steel Overhead Colling Door	Equipment Storage 111
112	B	3'-0" x 8'-0"	1-3/4"	Paint	NR	See Specs	Metal		Provide door closer	Unisex Locker Room 112
112A	B	3'-0" x 8'-0"	1-3/4"	Paint	NR	See Specs	Metal		Provide door closer	Unisex Locker Room 112
113	B	3'-0" x 8'-0"	1-3/4"	Paint	NR	See Specs	Metal		Provide door closer	Men's Bathroom 113
114	B	3'-0" x 8'-0"	1-3/4"	Paint	NR	See Specs	Metal		Provide door closer	Manager Office 114
114A	E	8'-0" x 8'-0"	1-3/4"	Paint	NR	See Specs	Metal		Provide door closer	Closet
115	D	3'-0" x 8'-0"	1-3/4"	Paint	NR	See Specs	Metal		Provide door closer	Unisex Bathroom 115
116	B	3'-0" x 8'-0"	1-3/4"	Paint	NR	See Specs	Metal		Provide door closer	Ocean Manager Office 116
116A	D	3'-0" x 8'-0"	1-3/4"	Paint	NR	See Specs	Metal			Closet
117	B	3'-0" x 8'-0"	1-3/4"	Paint	NR	See Specs	Metal			Lake Manager Office 117
117A	D	3'-0" x 8'-0"	1-3/4"	Paint	NR	See Specs	Metal		Provide door closer	Closet
118	B	3'-0" x 8'-0"	1-3/4"	Paint	NR	See Specs	Metal		Provide door closer	Fix Office 118
118A	E	8'-0" x 8'-0"	1-3/4"	Paint	NR	See Specs	Metal		Provide door closer	Office 118
119	A	3'-0" x 8'-0"	1-3/4"	Paint	NR	See Specs	Metal		Provide door closer	Wet Room 119
119A	B	3'-0" x 8'-0"	1-3/4"	Paint	NR	See Specs	Metal		Provide door closer	Wet Room 119
120	A	3'-0" x 8'-0"	1-3/4"	Paint	NR	See Specs	Metal		Provide door closer	Reception 120
120A	B	3'-0" x 8'-0"	1-3/4"	Paint	NR	See Specs	Metal			Office 120
121	E	8'-0" x 8'-0"	1-3/4"	Paint	NR	See Specs	Metal		Provide door closer & coordinator	Break Room 121
121A	B	3'-0" x 8'-0"	1-3/4"	Paint	NR	See Specs	Metal		Provide door closer	Break Room 121
121B	E	8'-0" x 8'-0"	1-3/4"	Paint	NR	See Specs	Metal			Break Room 121
122	A	3'-0" x 8'-0"	1-3/4"	Paint	NR	See Specs	Metal		Provide door closer	Mud Room 122
122A	B	3'-0" x 8'-0"	1-3/4"	Paint	NR	See Specs	Metal		Provide door closer	Mud Room 122
123	B	3'-0" x 8'-0"	1-3/4"	Paint	NR	See Specs	Metal		Provide door closer	Women's Bathroom 123
124	B	3'-0" x 8'-0"	1-3/4"	Paint	NR	See Specs	Metal			Mop Room 124
125A	C	3'-0" x 8'-0"	1-3/4"	Paint	NR	See Specs	Metal		Provide door closer	Office 125
126	A	3'-0" x 8'-0"	1-3/4"	Paint	NR	See Specs	Metal		Provide door closer	Imitation Storage 126
126A	H	8'-0" x 14'-0"	1-3/4"	Paint	NR	See Specs	Metal		Provide door closer	Office 126
127	B	3'-0" x 8'-0"	1-3/4"	Paint	NR	See Specs	Metal			File Storage 127
128	B	3'-0" x 8'-0"	1-3/4"	Paint	NR	See Specs	Metal			IT Closet 128
129	B	3'-0" x 8'-0"	1-3/4"	Paint	NR	See Specs	Metal			Closet 129
130	B	3'-0" x 8'-0"	1-3/4"	Paint	NR	See Specs	Metal		Provide door closer	Break Room 121
140	A	3'-0" x 8'-0"	1-3/4"	Paint	NR	See Specs	Metal		Provide door closer	Chemical Building 140
140A	K	16'-0" x 14'-0"	3/4"	Non-Insulated	Paint	NR	See Specs		Steel Overhead Colling Door	Chemical Building 140
140B	K	16'-0" x 14'-0"	3/4"	Non-Insulated	Paint	NR	See Specs		Steel Overhead Colling Door	Chemical Building 140
W1	W1	6'-0" x 4'-0"	-	Paint	NR	See Specs	Aluminum		Exterior Window	
W2	W2	3'-10" x 4'-0"	-	Paint	NR	See Specs	Aluminum		Exterior Window	
W3	W3	3'-10" x 4'-0"	-	Paint	NR	See Specs	Aluminum		Interior Window @ Offices	
W4	W4	4'-0" x 4'-0"	-	Paint	NR	See Specs	Aluminum		Grinding 107	
W5	W5	4'-0" x 14'-0"	-	Aluminum	NR	See Specs	Metal		Stylinf	



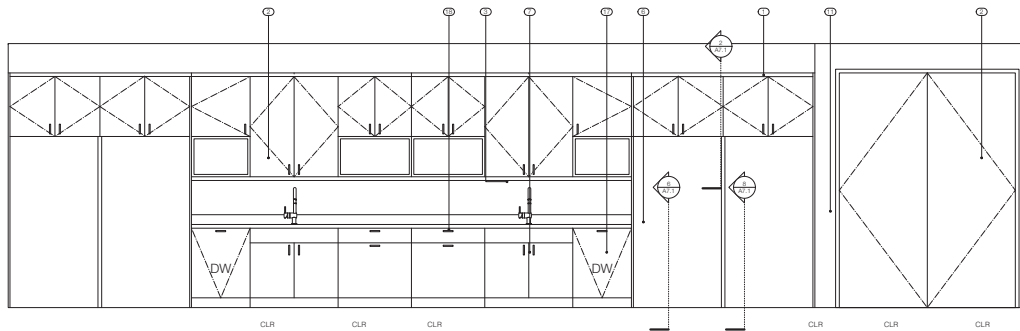
Copyright © 2014 by MacCrack Architects. All rights reserved. All drawings and notes remain the property of MacCrack Architects and shall not be reproduced, stored in a retrieval system, or transmitted in any form or by any means, electronic, mechanical, photocopying, recording, or by any information storage and retrieval system, without the prior written consent of MacCrack Architects.

THE OLYMPIC CLUB
599 SKYLINE BOULEVARD
SAN FRANCISCO, CA
9 4 1 3 2

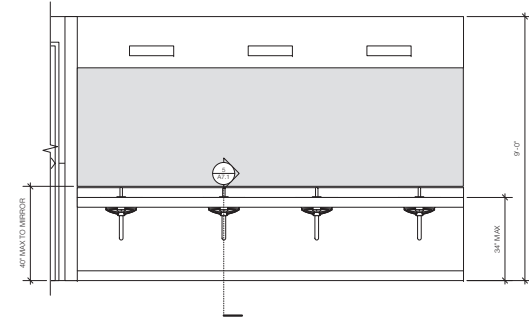
MACCRACK ARCHITECTS
479 Ninth Street, 2nd floor
San Francisco, CA 94103
t: 415 487 2080
w: www.macarchs.com

DATE: 07-30-18
PERMIT SUBMITTAL SET

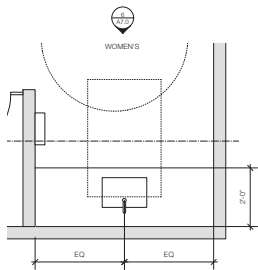
NO SCALE



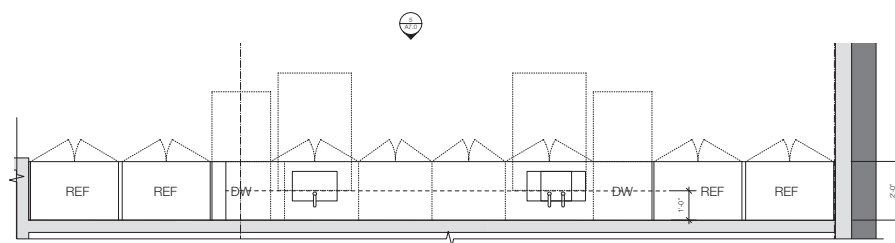
5 CA-2 BREAK ROOM CASEWORK ELEVATION



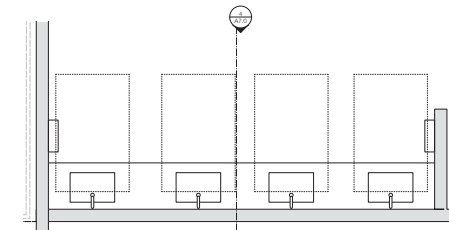
4 CA-1 MEN'S RESTROOM COUNTER - ELEVATION



3 CA-3 WOMEN'S RESTROOM COUNTER



2 CA-2 BREAK ROOM COUNTER



1 CA-1 MEN'S RESTROOM COUNTER - PLAN

SHEET NOTES:

- 1 12" DEEP PLASTIC LAMINATE UPPER CAB. W/ MELAMINE INTERIOR, TWO ADJ. SHELVES, WIRE FULLS
- 2 REFRIGERATOR - SEE SPECS
- 3 SS SINK W/ HOT & COLD WATER, GOOSE NECK FAUCET AND 4" BLANDE HANDLES, PROVIDE GARBAGE DISPOSAL
- 4 INSTANT HOT WATER DISPENSER
- 5 PLASTIC LAMINATE COUNTER W/ 4" BACKSPASH
- 6 1" DRAWERS
- 7 DOORS SHALL PROVIDE ACCESS UNDER SINK, 4" TOEKICK SHALL BE INTEGRAL, W/ DOORS, W/SP PRES AND CONTINUE VCT UNDER CABINET
- 8 24" DEEP BASE CABINET WITH ADJ. SHELF
- 9 4" INTEGRAL RUBBER BASE
- 10 PROVIDE 3 BULK HEADS W/ (2) ADJ. SHELVES IN EACH SECTION
- 11 QUARTZ COUNTER WITH 4" BACKSPASH
- 12 1" SLIDING BOLT LATCH
- 13 1" MDF DOOR W/ PLASTIC LAMINATE BOTH SIDES AND E.B.
- 14 FULL OUT TRASH RECEPTACLE
- 15 FULL OUT RECYCLE RECEPTACLE
- 16 DISHWASHER



Copyright © 2018 by MacCracken Architects. All rights reserved. All drawings and written material appearing herein, constitute original and copyrighted work of the Architect and may not be duplicated, used or disclosed without the written consent of the MacCracken Architects.

THE OLYMPIC CLUB
599 SKYLINE BOULEVARD
SAN FRANCISCO, CA
9 4 1 3 2

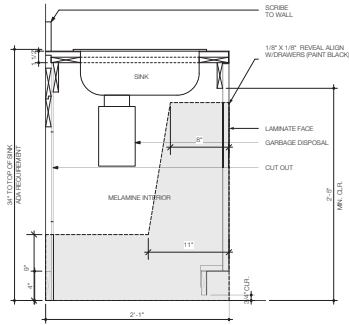
MACCRACKEN
ARCHITECTS
479 Ninth Street, 2nd floor
San Francisco, CA 94103
t + 1 4 1 5 4 8 7 2 0 5 0
w c b : www.macarchs.com

DATE: 07-30-18
PERMIT SUBMITTAL SET

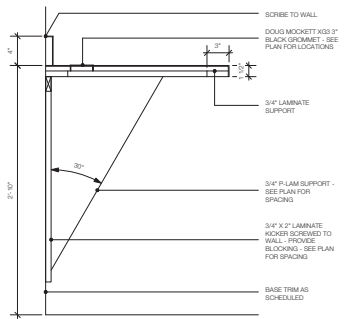
SCALE: 1/2" = 1'-0"

CASEWORK

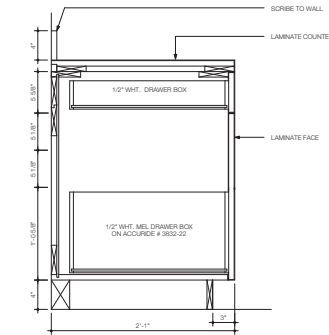
A7.0



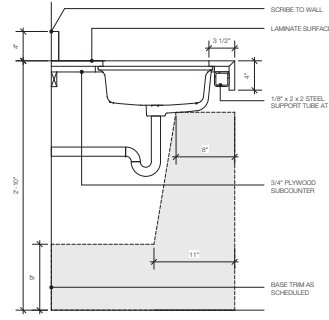
6 TYPICAL ADA SINK BASE CABINET DETAIL



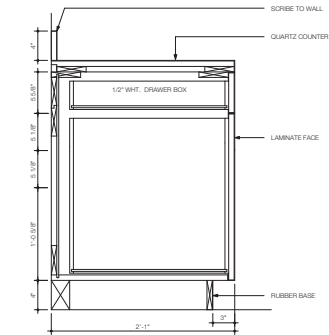
7 TYPICAL COUNTER SUPPORT AT KNEE SPACE - 34"



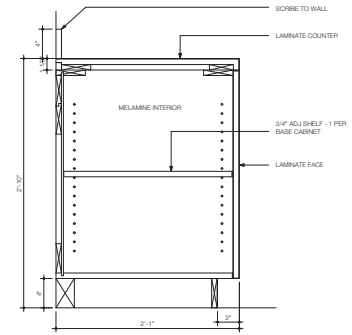
6 TYPICAL RECYCLING DRAWER BASE CABINET DETAIL



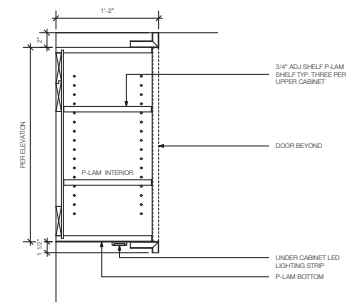
5 TYPICAL COUNTER SUPPORT AT KNEE SPACE - 34"



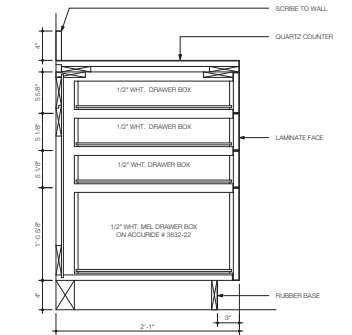
4 TYPICAL SINGLE DRAWER BASE CABINET DETAIL



3 TYPICAL DOOR BASE CABINET DETAIL



2 TYPICAL UPPER CABINET DETAIL



1 TYPICAL DRAWER BASE CABINET DETAIL

SHEET NOTES:



Copyright © 2018, by MacCracken Architects. All rights reserved. All drawings and written material appearing herein, constitute original and copyrighted work of the Architect and may not be duplicated, used or disclosed without the written consent of the MacCracken Architects.

THE OLYMPIC CLUB
599 SKYLINE BOULEVARD
SAN FRANCISCO, CA
9 4 1 3 2

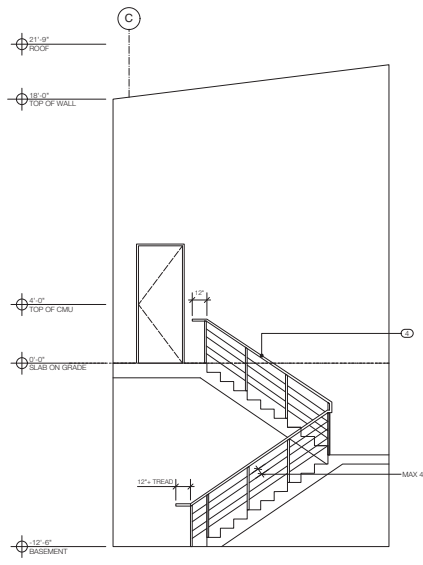
MACCRACKEN
ARCHITECTS
479 Ninth Street, 2nd floor
San Francisco, CA 94103
t e l + 4 1 5 - 4 8 7 - 2 0 5 0
w e b : w w w . m a c c a r c h s . c o m

DATE: 07-30-18
PERMIT SUBMITTAL SET

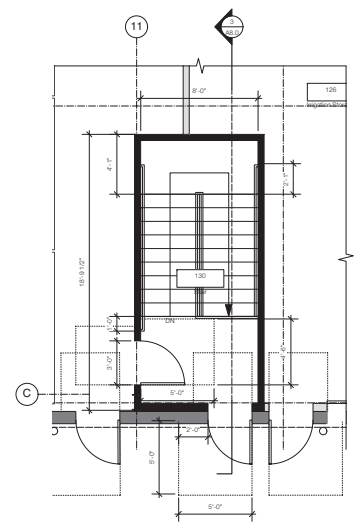
SCALE: 1/2" = 1'-0"

CASEWORK DETAILS

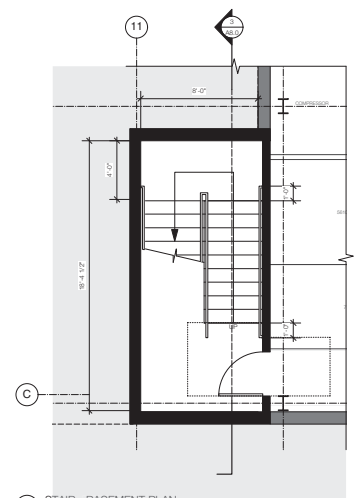
A7.1



1 STAIR - BASEMENT PLAN



2 STAIR - 1ST FLOOR PLAN



1 STAIR - BASEMENT PLAN

SHEET NOTES:

- IN STEEL RAILING
- IN STEEL STAIR
- REMOVED FLOOR FRAMING TO EXTEND STAIR TO BASEMENT
- PROVIDE DESIGN-BUILD STL. STAIR TO BASEMENT BELOW.
 - MAX. 7 RISER PER CBC 1009.7.2
 - MIN. 11" TREAD DEPTH PER CBC 1009.7.2
 - TREADS AND RISER TO BE OF UNIFORM SIZE AND SHAPE PER CBC 1009.7.4
 - NOSING PROFILE AND PROJECTION TO MATCH STAIR RUN ABOVE & CBC 1009.7.2
 - HANDRAILS 1 1/2" TO BE PROVIDED 8 3/8" ABOVE STAIR TREAD NOSING
 - HANDRAIL EXTENSIONS TO EXTEND MIN. 12" @ TOP OF RUN & CONTINUE 1' TREAD WIDTH BEYOND BOTTOM RISER PER CBC 1013.6
 - GUARDRAILS 8 1/2" FROM NOSING WITH HORIZONTAL RAILS TO MATCH STAIR ABOVE. SPHERE OF NOT MORE THAN 4" SHALL PASS THROUGH OPEN SPACE PER CBC 1013.4 & 1013.5



Copyright © 2018 by MacCracken Architects. All rights reserved. All drawings and written material appearing herein, constitute original and copyrighted work of the Architect and may not be duplicated, used or disclosed without the written consent of the MacCracken Architects.

THE OLYMPIC CLUB
599 SKYLINE BOULEVARD
SAN FRANCISCO, CA
9 4 1 3 2

MACCRACKEN
ARCHITECTS
479 Ninth Street, 2nd floor
San Francisco, CA 94103
t e l : 4 1 5 - 4 8 7 2 0 5 8
w e b : www.macarchs.com

DATE: 07-30-18
PERMIT SUBMITTAL SET

SCALE: 1/4" = 1'-0"

STAIR
A8.0